

The physical parametrizations in LMDZ

LMDZ Team

Laboratoire de Météorologie Dynamique
December 2016

First of all...

Run a two-day simulation to explore the physics of the model during the talk :

— Go to the directory :

```
LMDZtesting/modips1/modeles/LMDZ5/BENCH48x36x39
```

— `cp ../DefLists/traceur.def .`

— `cp ../DefLists/physiq.def_NPv5.70 physiq.def`

— Change the outputs by opening `config.def` and changing the following lines :

```
phys_out_filekeys=      y      y      n      y      n
phys_out_filenames=    histmth histday histhf histins histLES
phys_out_filetimesteps= 5day   1day   1hr   6hr   6hr
phys_out_filelevels=   10     10     0     4     4
phys_out_filetypes=    ave(X)  ave(X)  ave(X) inst(X) inst(X)
```

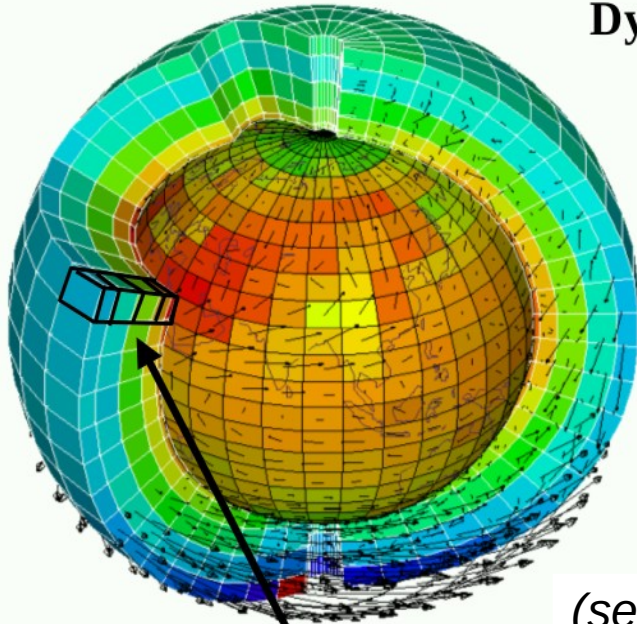
```
ok_hines=y
```

— Make sure that `nday=2` in `run.def`

— Run the model (`./gcm.e > listing`) and listen to us while it is running!

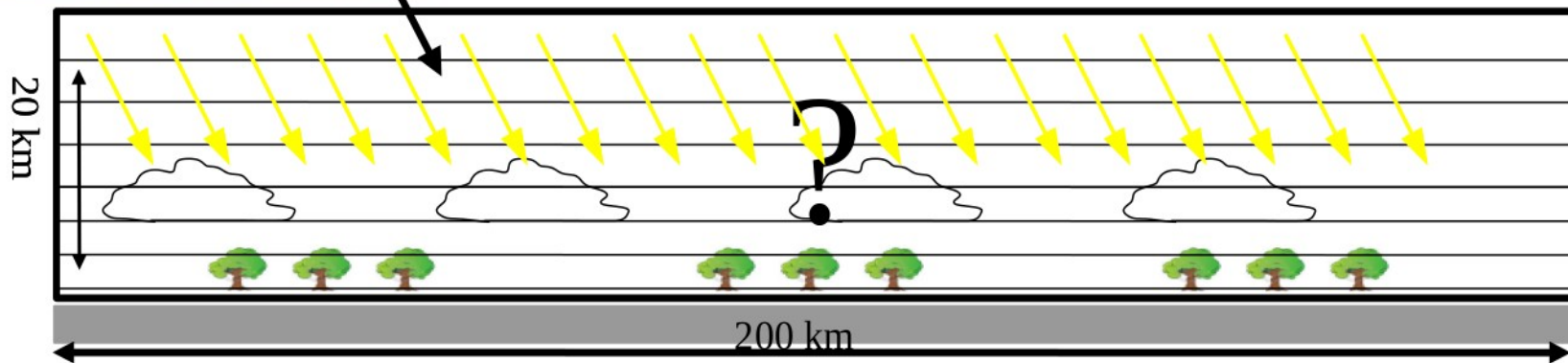
Quick reminder : general equations

Dynamical core : primitive equations discretized on the sphere



- Mass conservation
 $D\rho/Dt + \rho \operatorname{div}\underline{U} = 0$
- Potential temperature conservation
 $D\theta/Dt = Q/Cp (p_0/p)^\kappa$
- Momentum conservation
 $D\underline{U}/Dt + (1/\rho) \operatorname{grad}p - g + 2 \underline{\Omega} \wedge \underline{U} = \underline{F}$
- Secondary components conservation
 $Dq/Dt = Sq$

(see yesterday's presentation by F. Hourdin)



Atmospheric GCM equations

Primitive equations in pressure coordinates

Momentum equation :

$$\partial_t \vec{v} + \boxed{(\vec{v} \cdot \vec{\nabla}_p) \vec{v}} + \omega \partial_p \vec{v} + \underset{\text{Coriolis}}{f \vec{k} \times \vec{v}} = \underset{\text{gravity}}{-\vec{\nabla}_p \Phi} - \boxed{\vec{S}_v}$$

Continuity equation :

$$\vec{\nabla}_p \cdot \vec{v} + \partial_p \omega = 0$$

Component conservation :

$$\partial_t q + \vec{v} \cdot \vec{\nabla}_p q + \omega \partial_p q = \boxed{S_q}$$

Thermodynamic equation :

$$\partial_t \theta + \vec{v} \cdot \vec{\nabla}_p \theta + \omega \partial_p \theta = \frac{\theta}{c_p T} \boxed{\dot{Q}_{net}}$$

$\Phi = gz$ geopotential
 $\omega = \partial_t p$ vert. velocity
 $q =$ specific humidity
 $\dot{Q}_{net} =$ heating rate
 from all diabatic sources

\vec{S}_v , S_q and \dot{Q}_{net} : source terms determined by the **physical parametrizations** and the **radiative transfer scheme** :

- planetary boundary layer, shallow and deep convection
- scattering and absorption by cloud droplets and crystals
- drag due to topography...

Model tendencies

The integration of a given prognostic variable X ($T, \vec{v}(u, v, w), p, \rho, q_{vap}$) can be written as :

$$X_{t+\Delta t} = X_t + \left(\frac{\partial X}{\partial t} \right)_{\text{dyn}} \Delta t \text{ (dynamical core)} \quad (1)$$

$$\left(\frac{\partial X}{\partial t} \right)_{\text{ray}} \Delta t \text{ (radiative transfer scheme)} \quad (2)$$

$$\left(\frac{\partial X}{\partial t} \right)_{\text{param}} \Delta t \text{ (parameterizations)} \quad (3)$$

Basic facts about parametrizations I

- Each parametrization : (1) works almost independently of the others ; (2) depends on vertical profiles of u , v , w , T , q and on some interface variables with the other parametrizations ; (3) ignores the spatial heterogeneities associated with the other processes (except for some processes in the deep convection scheme).
- The total tendency due to sub-grid processes is the sum of the tendencies due to each process :

$$\begin{aligned}
 S_T = (\partial_t T)_\varphi &= (\partial_t T)_{\text{eva}} + (\partial_t T)_{\text{lsc}} + (\partial_t T)_{\text{diff turb}} + (\partial_t T)_{\text{conv}} \\
 &+ (\partial_t T)_{\text{wk}} + (\partial_t T)_{\text{Th}} + (\partial_t T)_{\text{ajs}} \\
 &+ (\partial_t T)_{\text{rad}} + (\partial_t T)_{\text{oro}} + (\partial_t T)_{\text{dissip}}
 \end{aligned}$$

In the model, the total tendency of T for example is

$$\partial_t T_{\text{dyn}} + \partial_t T_{\text{ray}} + \partial_t T_{\text{param}} = \text{dtdyn} + \text{dtphy}, \text{ where :}$$

$$\text{dtphy} = \text{dteva} + \text{dtlsc} + \text{dtdf} + \text{dtcon} +$$

$$\text{dtwak} + \text{dtthe} + \text{dtajs} +$$

$$(\text{dtswr} + \text{dtlwr}) + (\text{dtoro} + \text{dtlif}) + (\text{dtdis} + \text{dtec})$$

Basic facts about parametrizations II

— Similarly, the total tendency of a given tracer q writes :

$$S_q = (\partial_t q)_\varphi = (\partial_t q)_{\text{eva}} + (\partial_t q)_{\text{lsc}} + (\partial_t q)_{\text{diff turb}} + (\partial_t q)_{\text{conv}} \\ + (\partial_t q)_{\text{wk}} + (\partial_t q)_{\text{qh}} + (\partial_t q)_{\text{ajs}}$$

In the model, the total tendency of q is therefore

$$\partial_t q_{\text{dyn}} + \partial_t \partial_t q_{\text{param}} = dq_{\text{dyn}} + dq_{\text{phy}}, \text{ where :}$$

$$dq_{\text{phy}} = dq_{\text{eva}} + dq_{\text{lsc}} + dq_{\text{vdf}} + dq_{\text{con}} + dq_{\text{wak}} + dq_{\text{the}} + dq_{\text{ajs}}$$

physiq_mod.F90 structure - I

Initialization (once) : *conf_phys*, *phyetat0*,
phys_output_open

Beginning *change_srf_frac*, *solarlong*

Cloud water evap. *reevap*

Vertical diffusion (turbulent mixing) *pbl_surface*

Deep convection *conflx* (Tiedtke) or *concul* (Emanuel)

Deep convection clouds *clouds_gno*

Density currents (wakes) *calwake*

Strato-cumulus *stratocu_if*

Thermal plumes *calltherm* and *ajsec* (sec = dry)

Thermal plume clouds *calcratqs*

Large scale condensation *fisrtilp*

Diagnostic clouds for Tiedtke *diagcld1*

Aerosols *readaerosol_optic*

Cloud optical parameters *newmicro* or *nuage*

Radiative processes *radlwsu* (bis)

In blue : subroutines and instructions modifying state
variables

physiq_mod.F90 structure - II

Orographic processes : drag *drag_noro_strato* or
drag_noro

Orographic processes : lift *lift_noro_strato* or *lift_noro*

Orographic processes : Gravity Waves *hines_gwd* or
GWD_rando

Axial components of angular momentum and
mountain torque : *aaam_bud*

Cosp simulator *phys_cosp*

Tracers *phytrac*

Tracers off-line *phystokenc*

Water and energy transport *transp*

Outputs

Statistics

Output of final state (for restart) *phyredem*

Turbulent diffusion

- Turbulent diffusion or "**turbulent mixing**" : transport by small random movements. Similar to molecular diffusion.

$$Dq/Dt = S_q \quad \text{où} \quad S_q = \frac{\partial}{\partial z} \left(K_z \frac{\partial q}{\partial z} \right)$$

- **Prandtl mixing length** : $K_z = l |w|$
 l : characteristic length of the small movements
 w : characteristic velocity
- **Turbulent kinetic energy (TKE)** : $K_z = l \sqrt{e}$

$$De/Dt = f(dU/dz, d\theta/dz, e, \dots)$$

$$Dl/Dt = \dots$$

Turbulent diffusion (Vertical diffusion) of heat

T = temperature at time t ; T' = temperature at time $t + \delta t$.

T_n	\longrightarrow	C_n, D_n	T'_n	$=$	$C_n + D_n T'_{n-1}$
T_{i+1}	\longrightarrow	C_{i+1}, D_{i+1}	T'_{i+1}	$=$	$C_{i+1} + D_{i+1} T'_i$
T_i	\longrightarrow	C_i, D_i	T'_i	$=$	$C_i + D_i T'_{i-1}$
T_{i-1}	\longrightarrow	C_{i-1}, D_{i-1}	T'_{i-1}	$=$	$C_{i-1} + D_{i-1} T'_{i-2}$
T_2	\longrightarrow	C_2, D_2	T'_2	$=$	$C_2 + D_2 T'_1$
T_1	\longrightarrow	A, B	$C_p T'_1$	$=$	$A + B \phi' \delta t$
$\phi = K(T_1 - T_s)$					
$C_p T_1 = A + B \phi \delta t$					

Sub-surface model

: input = A and B ; output = ϕ'

Mixed boundary condition for the sub-surface model

TWPIce average

Vertical diffusion

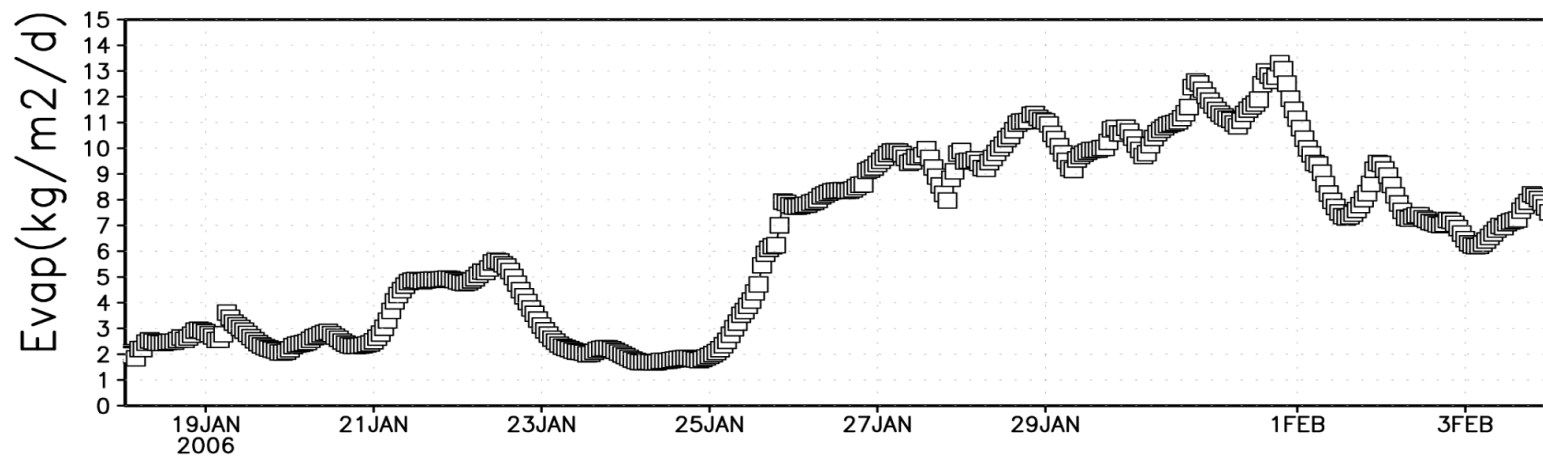
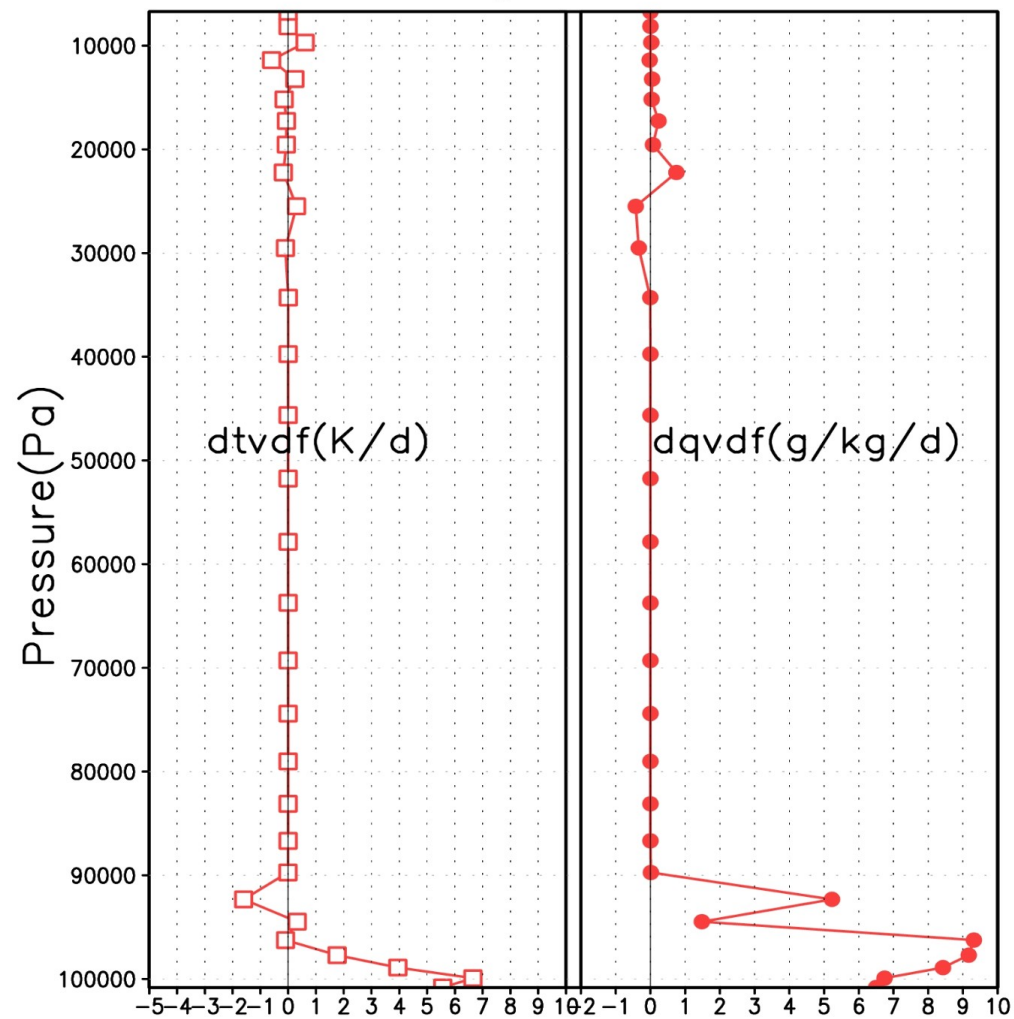
Subroutine : pbl_surface

Tendencies :

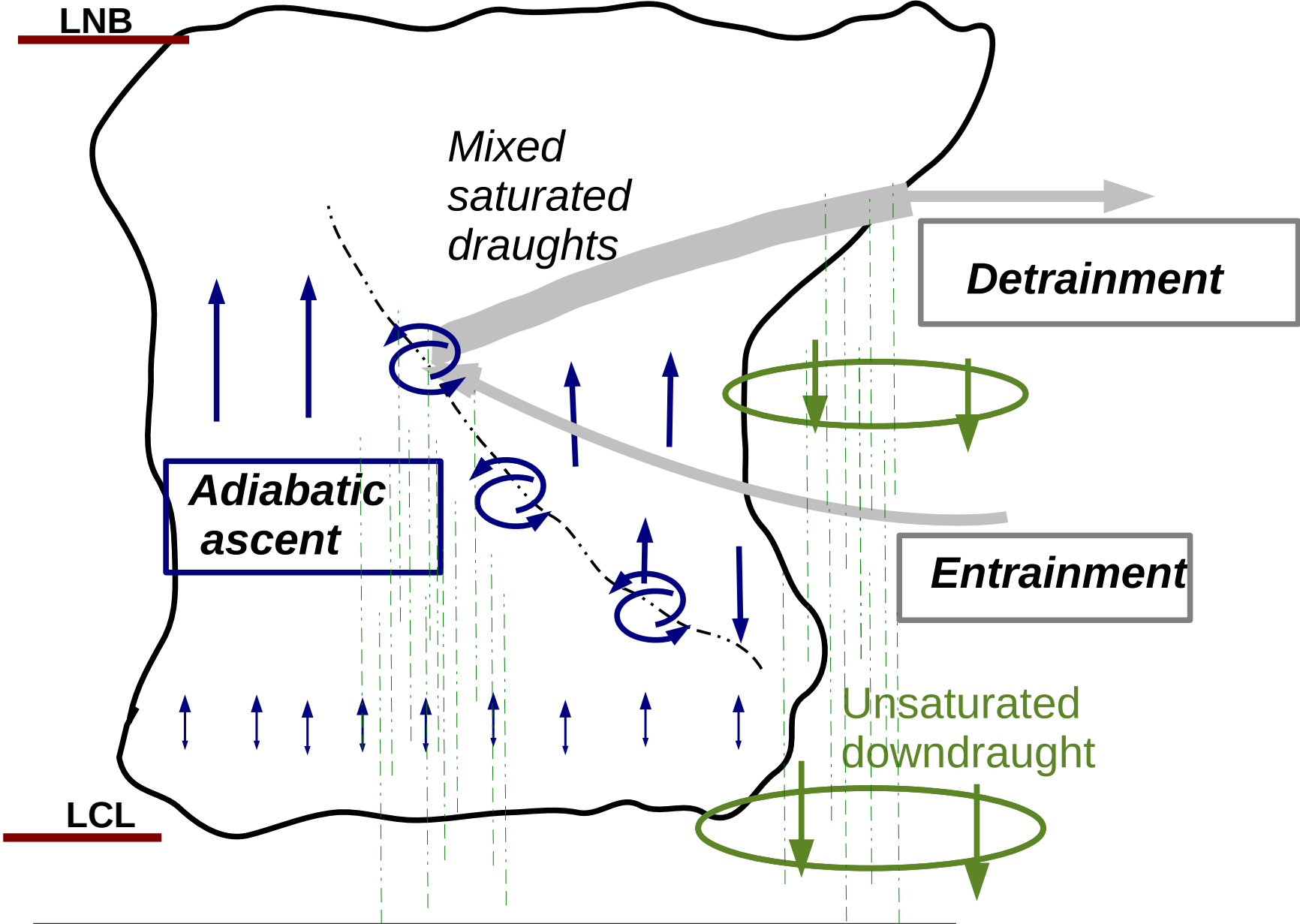
dtvdf, dqvdf, duvdf, dvvdf

Other variables

- sens : sensible heat flux at the surface (positive upward)
- evap : water vapour flux at the surface (positive upward)
- flat : latent heat flux at the surface (positive downward)
- tau_x, tau_y : wind stress at the surface



Emanuel scheme



Deep convection

Subroutine : concvl

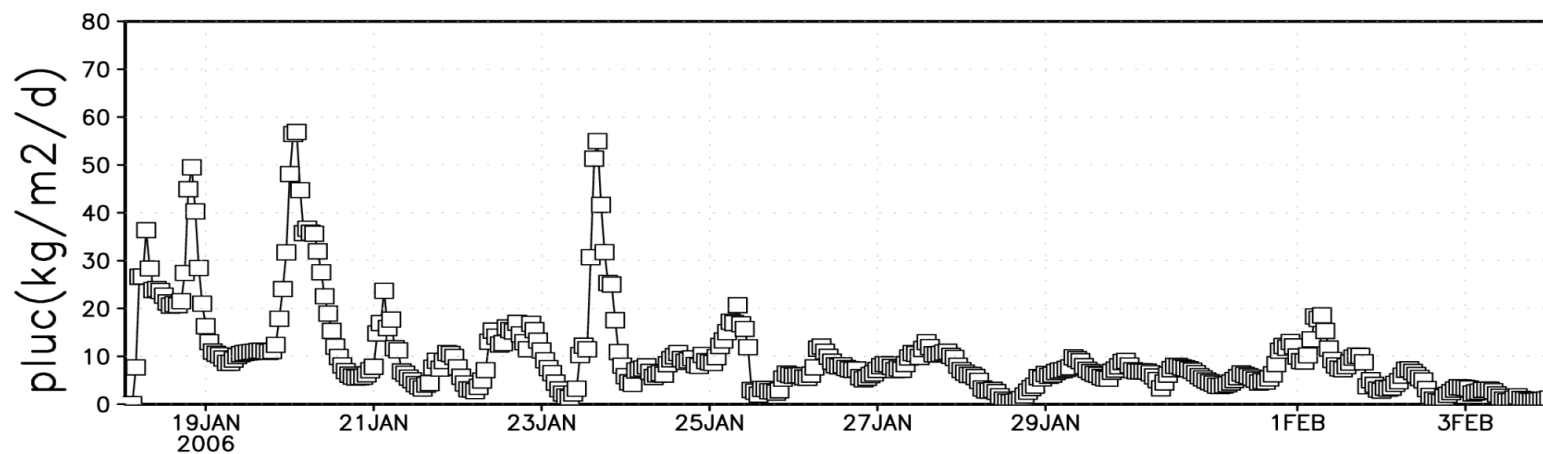
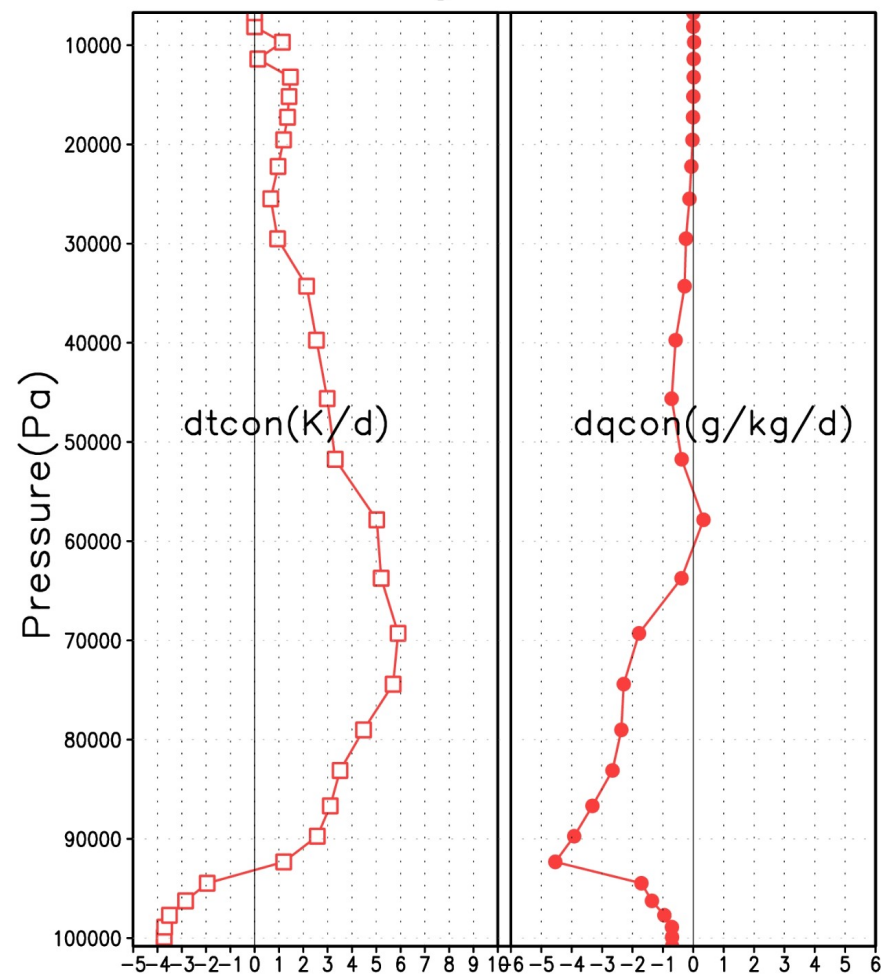
Tendencies :

dtcon, dqcon, ducon, dvcon

Other variables

- pluc : convective precipitation at the surface
- ftd : temperature tendency due to the sole unsaturated downdraughts
- fqd : moisture tendency due to the sole unsaturated downdraughts
- clwcon : condensed water of convective clouds
("in cloud" condensed water content)
- Ma : mass flux of the adiabatic ascent
- upwd : mass flux of the saturated updraughts
- dnwd : mass flux of the saturated downdraughts
- dnwd0 : mass flux of the unsaturated downdraught (precipitating downdraught)
- pr_con_l : vertical profile of convective liquid precipitation
- pr_con_i : vertical profile of convective ice precipitation

TWPlce average



Deep convection

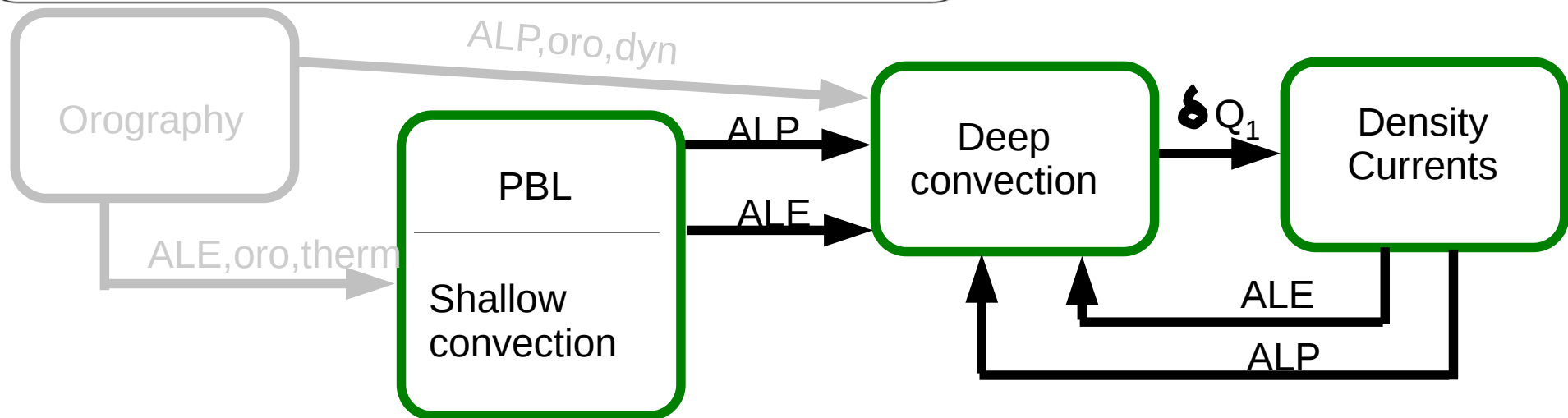
Subroutine : conevl

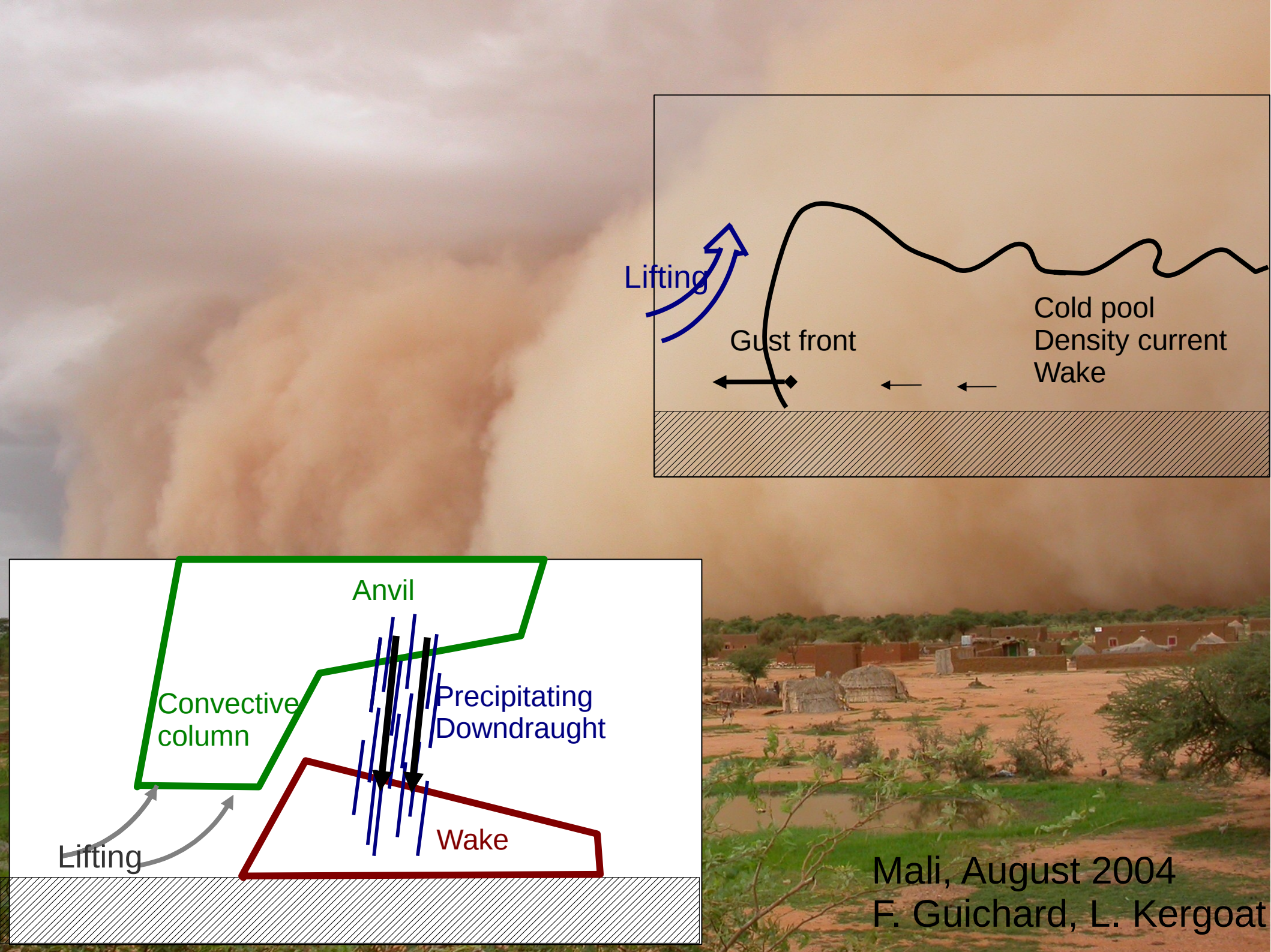
Tendencies :

dtcon, dqcon, ducon, dvcon

Other variables

- pluc : convective precipitation at the surface
- ftd : temperature tendency due to the sole unsaturated downdraughts
- fqd : moisture tendency due to the sole unsaturated downdraughts
- clwcon : condensed water of convective clouds
("in cloud" condensed water content)
- Ma : mass flux of the adiabatic ascent
- upwd : mass flux of the saturated updraughts
- dnwd : mass flux of the saturated downdraughts
- dnwd0 : mass flux of the unsaturated downdraught (precipitating downdraught)
- pr_con_l : vertical profile of convective liquid precipitation
- pr_con_i : vertical profile of convective ice precipitation





Lifting

Gust front

Cold pool
Density current
Wake

Anvil

Convective
column

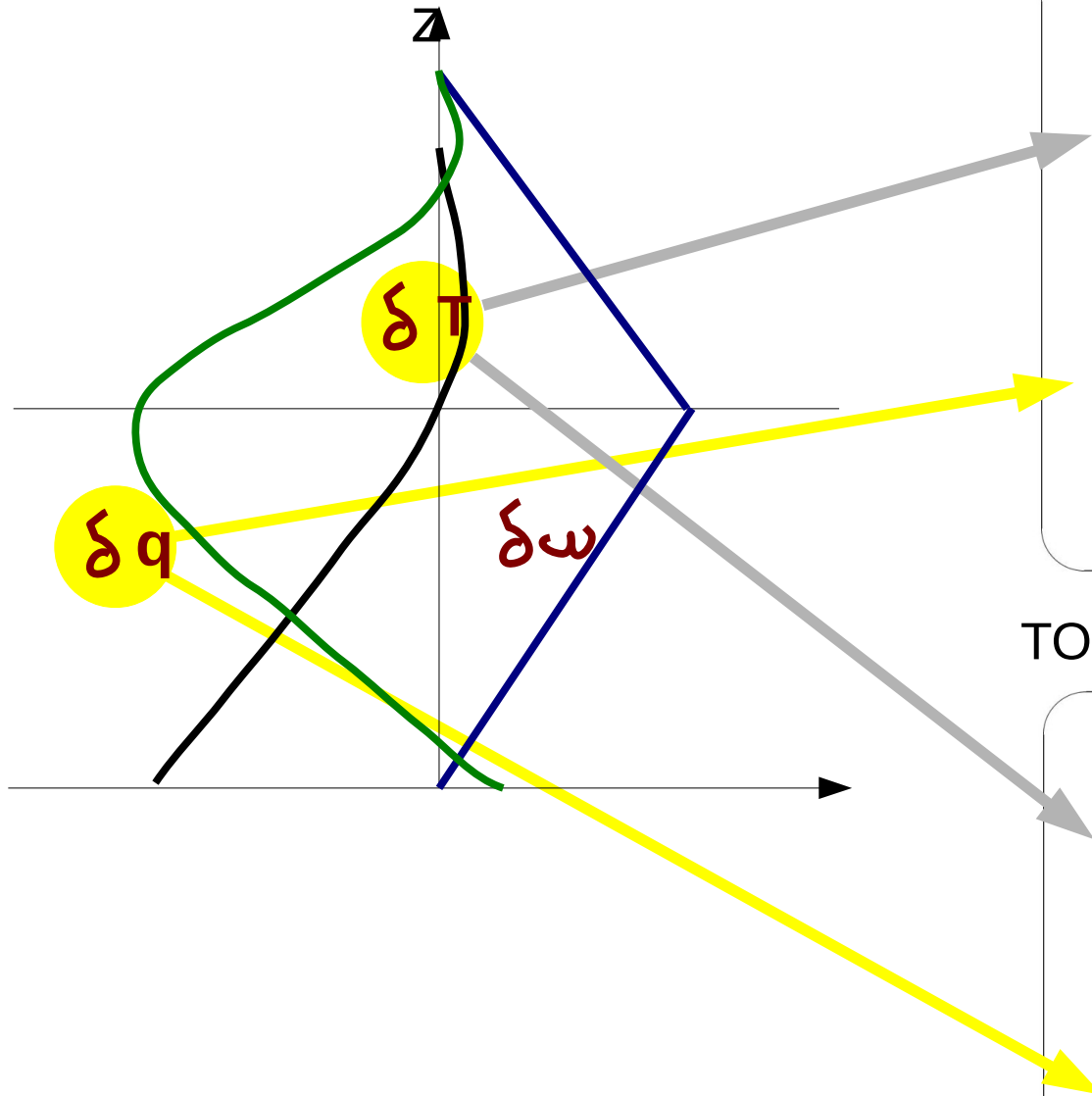
Precipitating
Downdraught

Wake

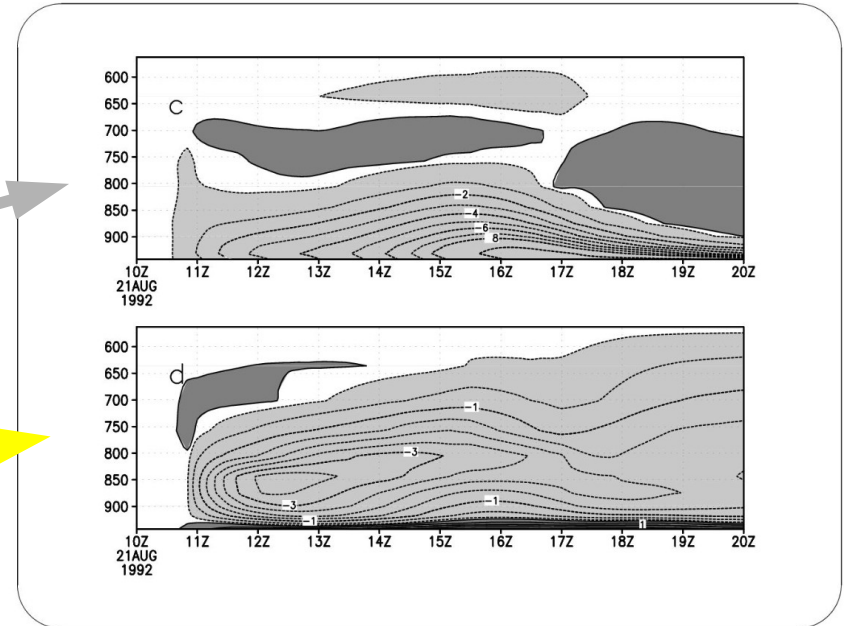
Lifting

Mali, August 2004
F. Guichard, L. Kergoat


Simulated wake properties



HAPEX92: 21 Aug 1992 squall line case



TOGA-COARE: 22 Feb 1993 squall line case



Cold pools (wakes)

Subroutine : calwake

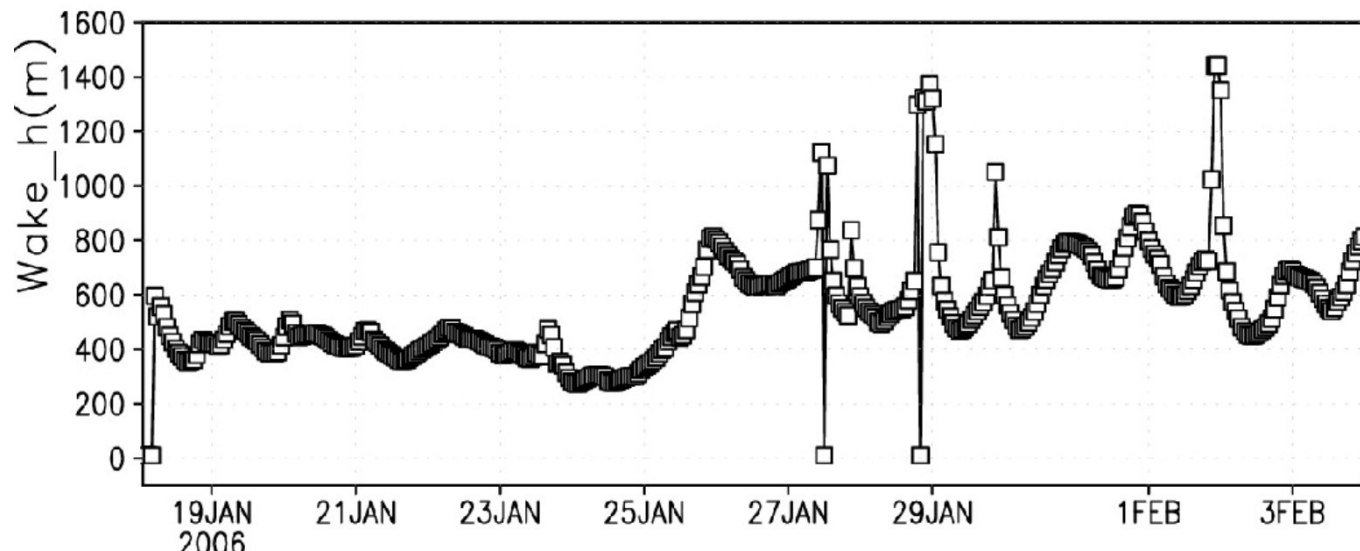
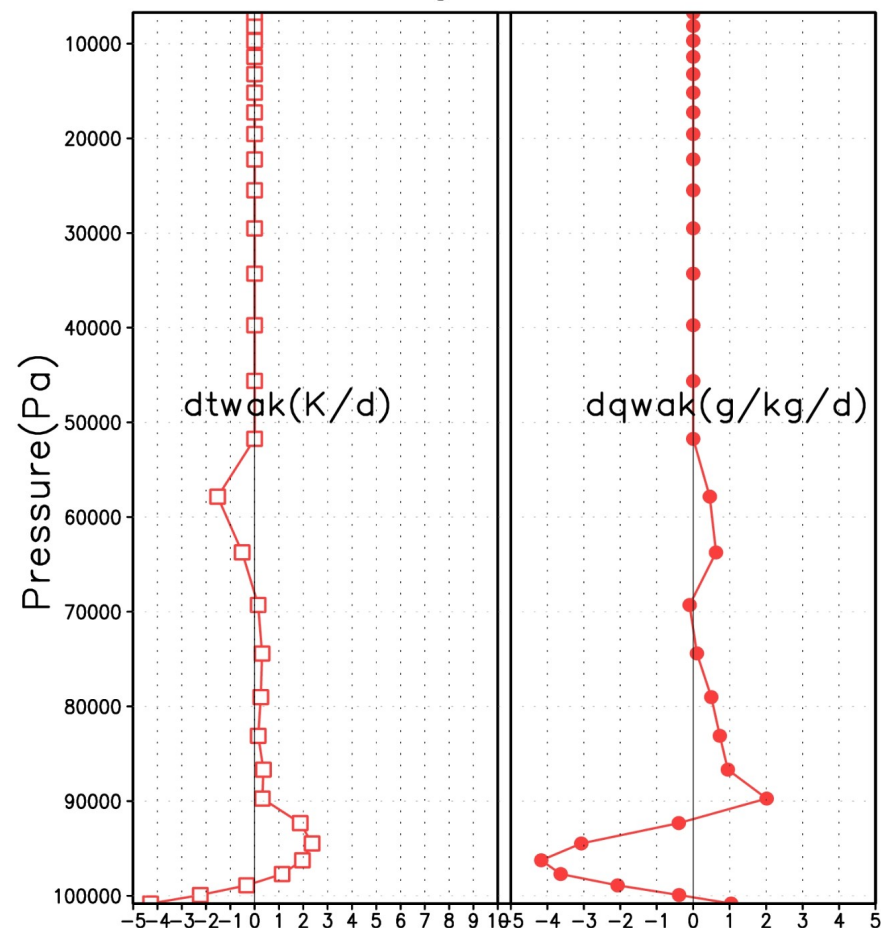
Tendencies :

dtwak, dqwak

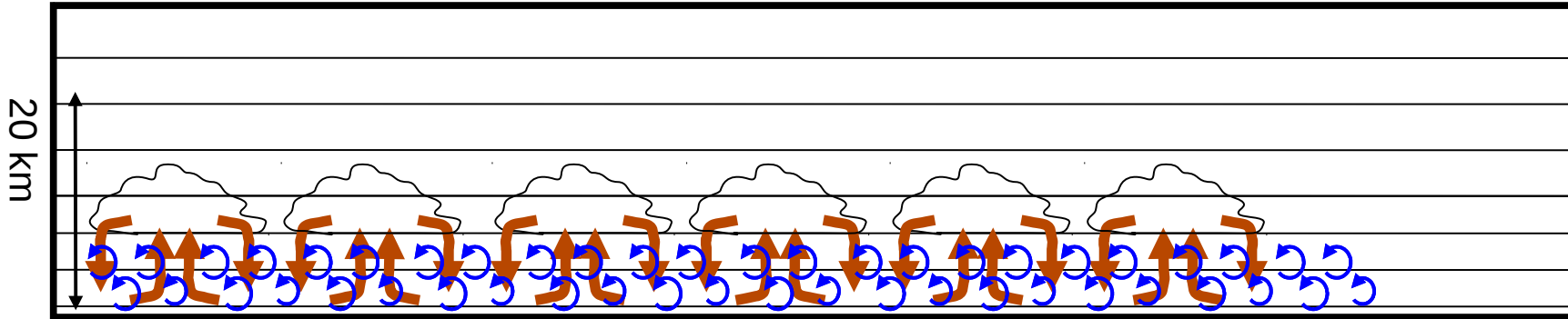
Other variables

- Alp_wk : lifting power due to cold pools
- Ale_wk : lifting energy due to cold pools
- wake_s : fractional area of cold pools
- wake_h : cold pool height
- wape : WAKE Potential Energy
- wake_deltat : vertical profile of temperature difference $T_w - T_x$
- wake_deltaq : vertical profile of humidity difference $q_w - q_x$
- wake_omg : vertical profile of vertical velocity difference $\omega_w - \omega_x$

TWPice average



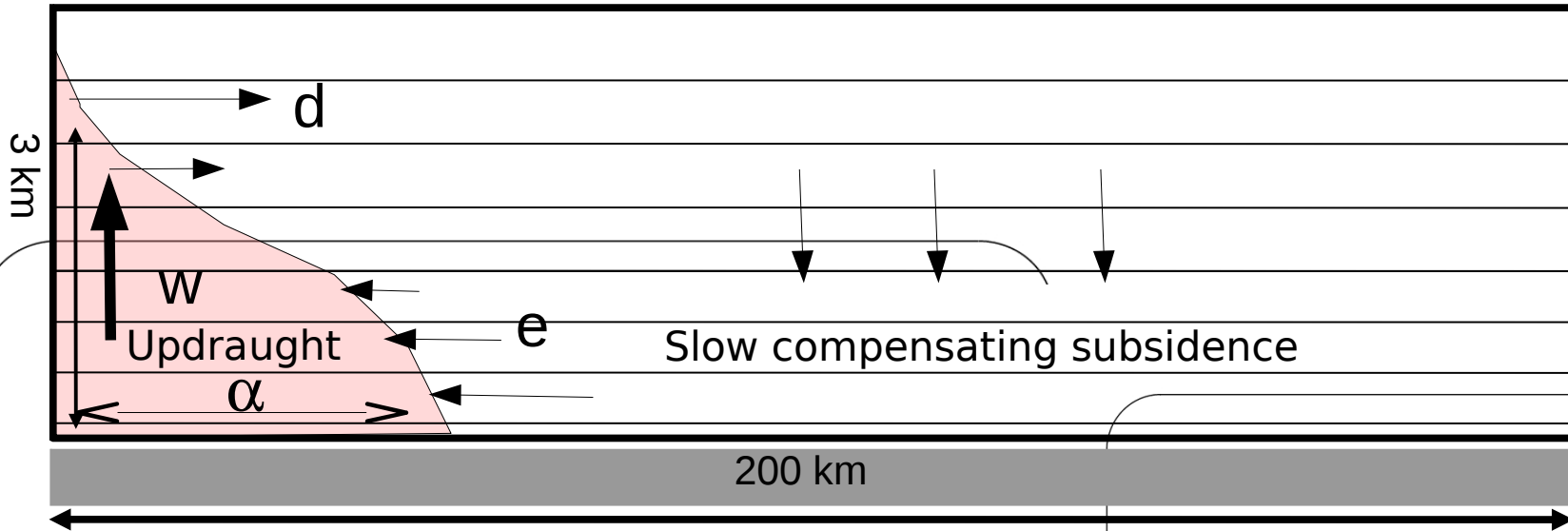
In a model column there are structures of boundary layer scale



“The Thermal Model”:

Each column is split in two parts:
Ascending air from the surface and
subsiding air around it.

The model represents a mean
plume (the thermal) and a mean
cloud.



Internal variables of the parametrization :

- w = mean vertical velocity of ascending plumes
- α = fractionnal area covered by the updraughts
- e = lateral input rate of air into the plume (entrainment)
- d = output rate of air from the plume (detrainment)
- q_a = concentration of constituent q in the updraughts

Source term for the explicit equations :

$$S_q = -\frac{1}{\rho} \frac{\partial}{\partial z} \overline{\rho w' q'} = \frac{1}{\rho} \frac{\partial}{\partial z} \left[\rho K_z \frac{\partial q}{\partial z} \right] - \frac{1}{\rho} \frac{\partial}{\partial z} [f(q_a - q)]$$

Turbulent Diffusion

Transport by the thermal plume model

- Mass conservation

$$\frac{\partial f}{\partial z} = e - d \quad \text{where } f = \alpha \rho w$$

- Mass conservation of constituent q

$$\frac{\partial f q_a}{\partial z} = e q - d q_a$$

- Equation of movement

$$\frac{\partial f w}{\partial z} = -d w + \alpha \rho B$$

- where B is the buoyancy :

$$B = g \frac{\theta_{va} - \theta_v}{\theta_v}$$

- and the complex part lies in the expression of e and d :

$$e = f \max \left(0, \frac{\beta}{1+\beta} (a_1 \frac{B}{w^2} - b) \right)$$

$$d = \dots$$

Etc ...

Thermals and dry adjustment

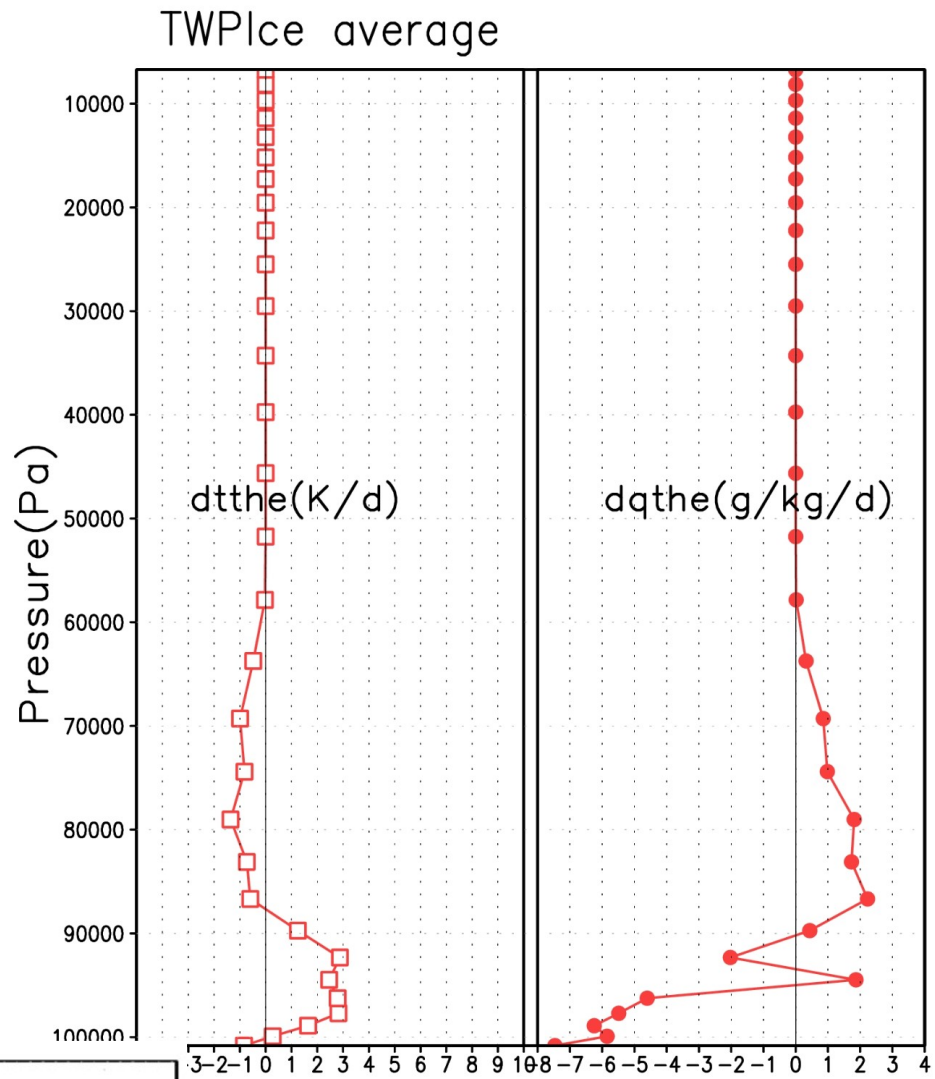
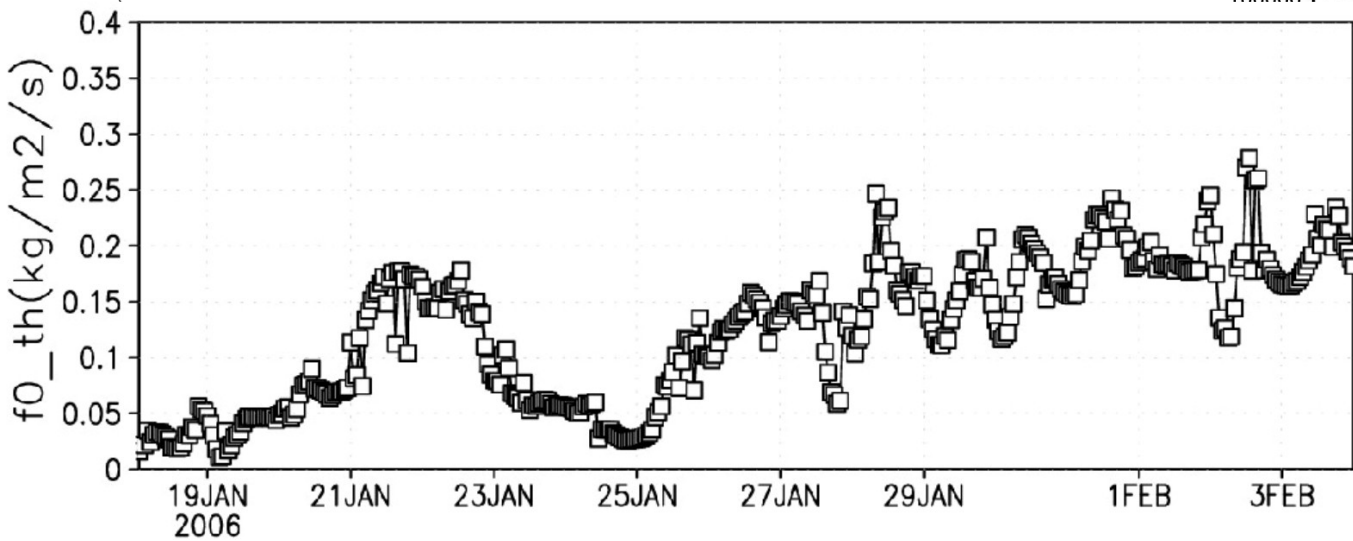
Subroutine : calltherm

Tendencies :

dtthe, dqthe, duthe, dvthe

Other variables

- dtajs : temperature tendency due to the sole dry adjustment
- dqajs : humidity tendency due to the sole dry adjustment
- a_th : fractional area of thermal plumes
- d_th : detrainment
- e_th : entrainment
- f_th : mass flux
- w_th : vertical velocity in the thermal plume (m/s, positive upward)
- q_th : total water content in the thermal plume
- zmax_th : altitude of the top of the thermal plume (m)



Large scale condensation (evap & lsc)

Subroutines : reevap & fisrtlp

Tendencies :

dteva, dqeva : tendencies due to cloud water evaporation

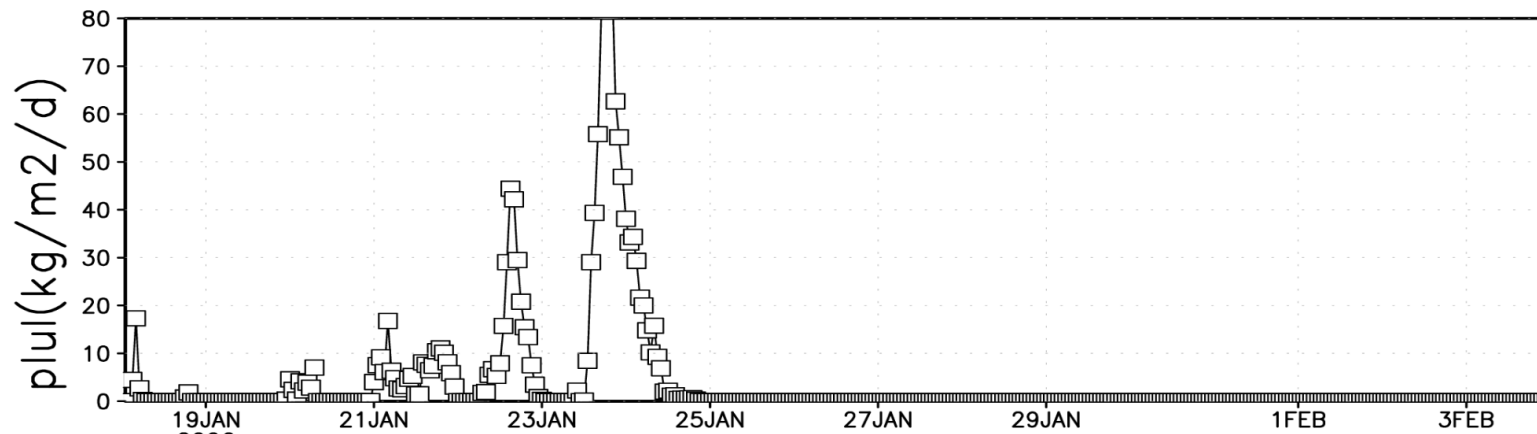
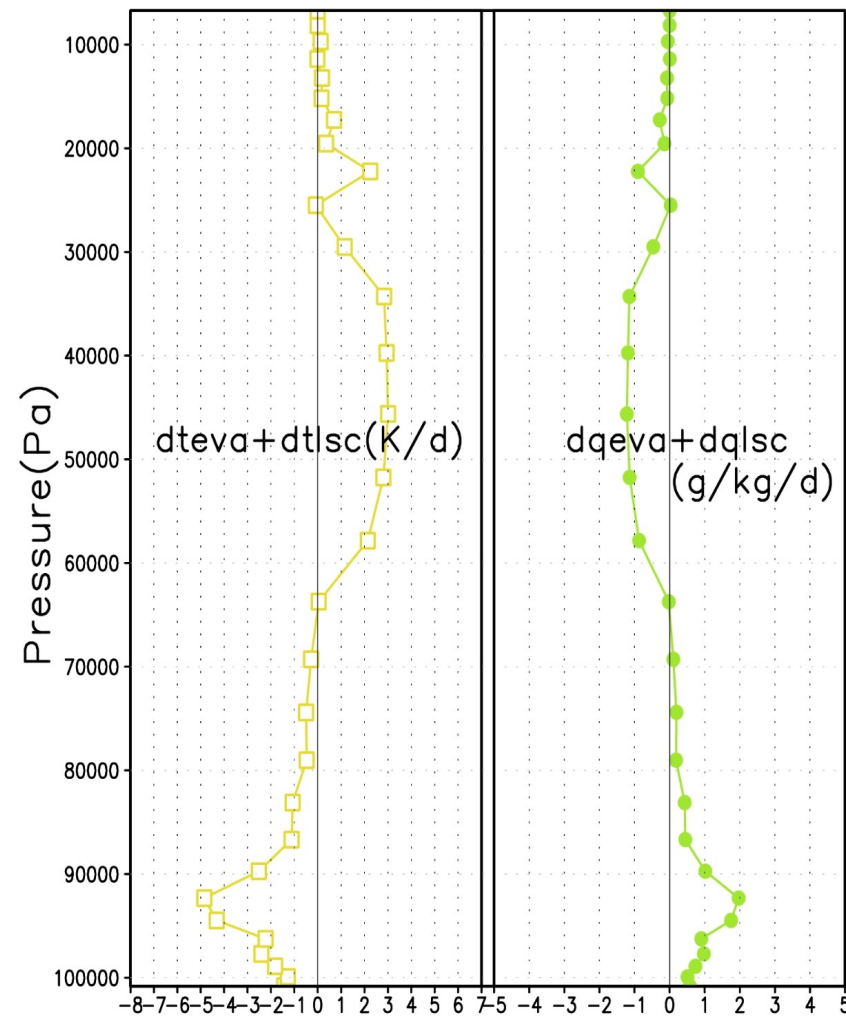
dtlsc, dqpsc : tendencies due to cloud water condensation

Total tendencies are the sums of the evaporation and condensation tendencies.

Other variables

- plul : so called "large scale" or "stratiform" precipitation ; encompasses both stratiform precipitation and boundary layer cumulus precipitation.
- rneb : cloud cover
- pr_lsc_l : vertical profile of large scale liquid precipitation
- pr_lsc_i : vertical profile of large scale ice precipitation

TWPIce average



Radiation

Subroutine : radlsw

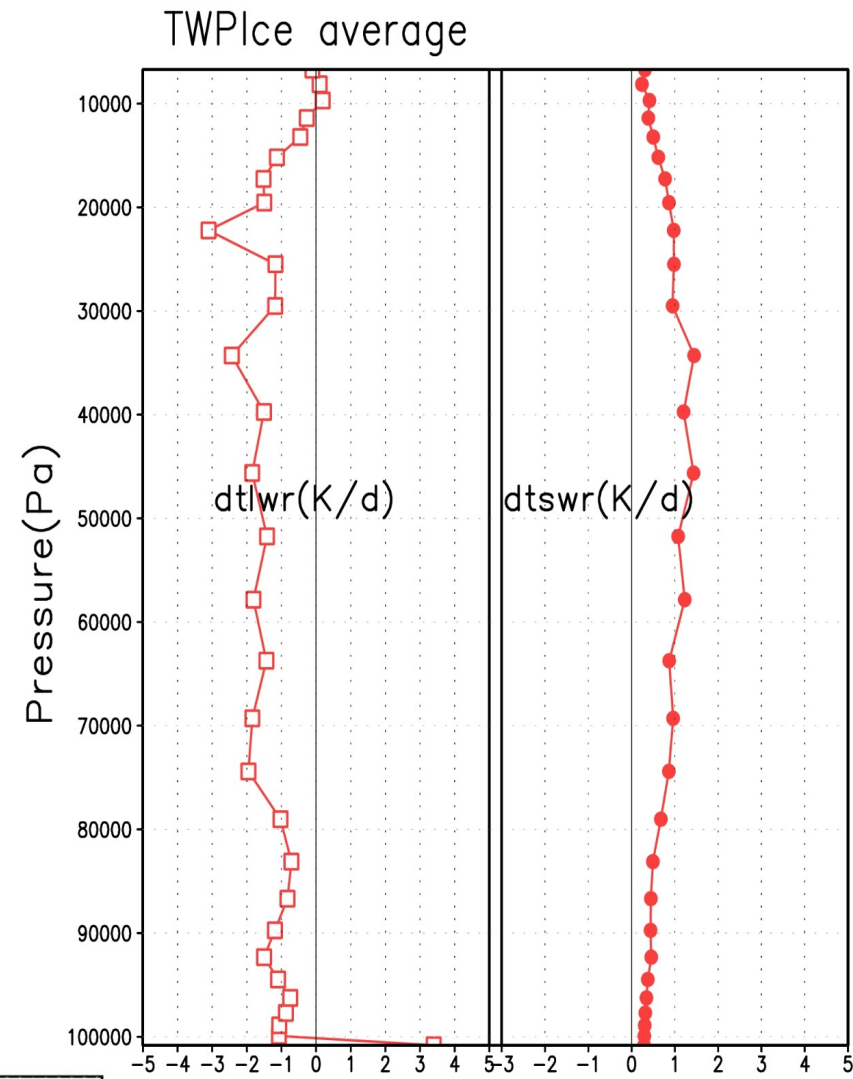
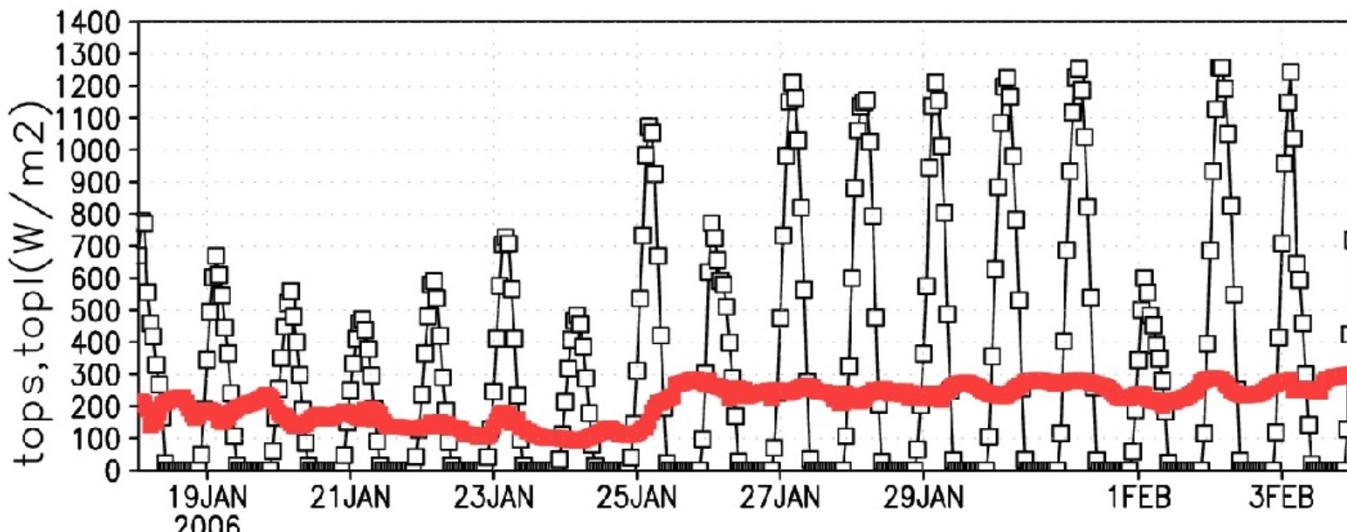
Tendencies :

dtswr, dtlwr Temperature tendencies due to solar radiation (SW = short wave) and thermal infra-red (LW = long wave)

The total radiative tendency is the sum of the SW and LW tendencies.

Other variables

- dtsw0 : clear sky SW tendency
- dtlw0 : clear sky LW tendency
- tops : net solar radiation at top of atmosphere (positive downward)
- topl : net infra-red radiation at top of atmosphere (positive upward)
- tops0, topl0 : same for clear sky
- sols : net solar radiation at surface (positive downward)
- soll : net infra-red radiation at surface (positive downward)
- sols0, soll0 : same for clear sky



Radiation II : Energy budget

Energy budget at the top of the atmosphere :

$$\text{nettop} = \text{tops-topl} = (\text{SWdn-SWup}) - (\text{LWup-LWdn})$$

Energy input (received solar energy minus reflected solar and emitted LW energy)

Positive in the tropics, negative at the poles

Surface energy budget (from the atmosphere to the surface) :

$$\text{bils} = \text{soll} + \text{sols} + \text{sens} + \text{flat}$$

$$\text{soll} = \text{ldnsfc-lwupsfc} \text{ (same for sols)}$$

flat : latent heat flux (from the atmosphere to the surface)

Negative when there is surface evaporation

sens : sensible heat flux (from the atmosphere to the surface)

Positive when the atmosphere heats the surface (polar regions)

Negative when the atmosphere is heated by the surface (continents & oceans)

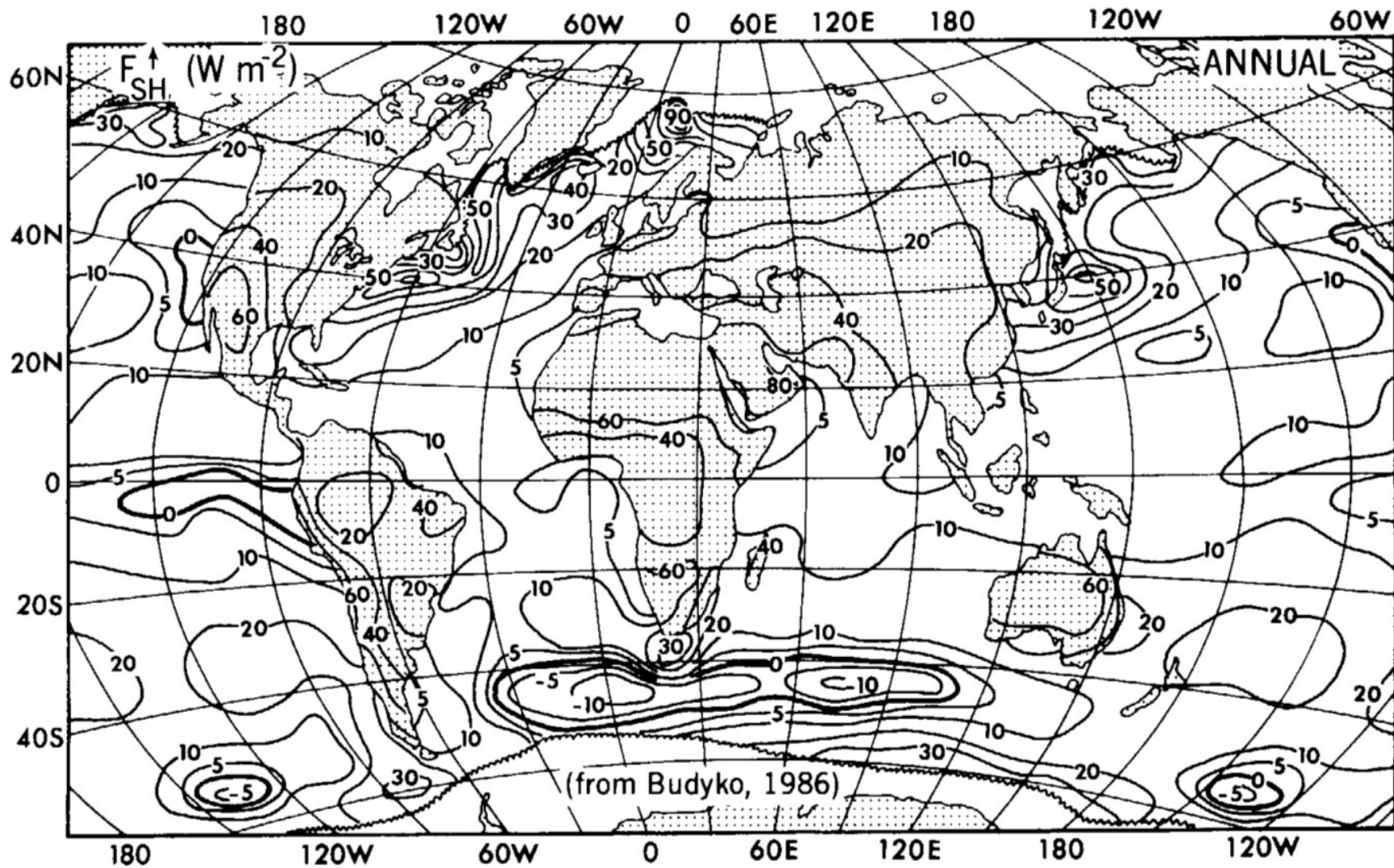


FIGURE 10.8. Global distribution of the sensible heat flux from the earth's surface into the atmosphere in $W m^{-2}$ for annual-mean conditions after Budyko (1986).

Orography

Subroutines : drag_noro (or drag_noro_strato)
& lift_noro (or lift_noro_strato)

Tendencies :

doro, duoro, doro : tendencies of temperature and velocity due to the drag
dtlif, dulif, dvlif : tendencies of temperature and velocity due to the lift

Total tendencies are the sums of the drag and lift tendencies.