

# LMDZ Single Column Model


- + what is it ?
- + why is it interesting ?
- + List of 1D cases
- + how to install and run it ?

M-P Lefebvre and LMDZ team

# Use of 1D cases




← Observation

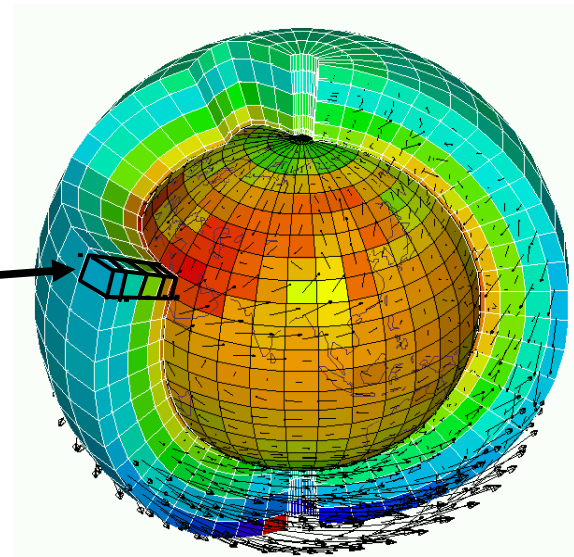


← Evaluation

« Large scale »  
conditions  
imposed

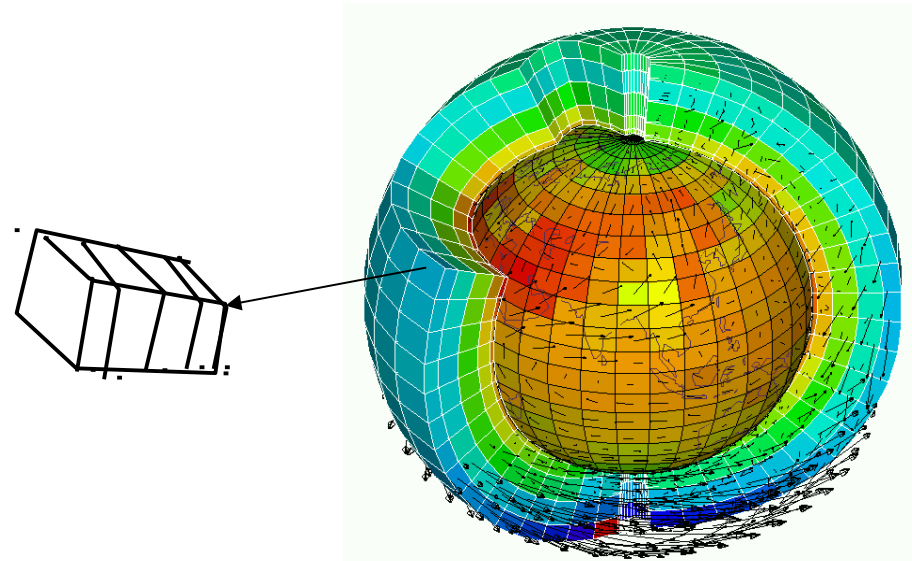


← Evaluation



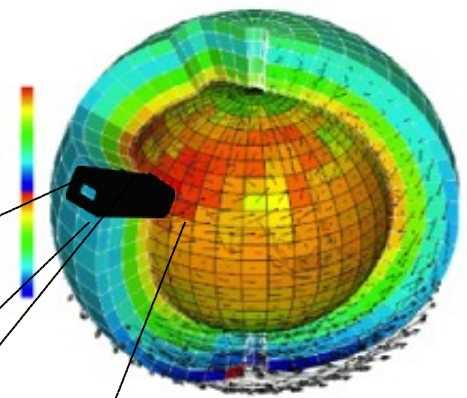
3D is a collection of many “single column models”, covering earth and interaction with each other through a set of rules known as “large scale dynamics”.

In a 1D model, there is no dynamics. We use observations or model output or idealized forcing to impose forcing at the boundaries of the column.

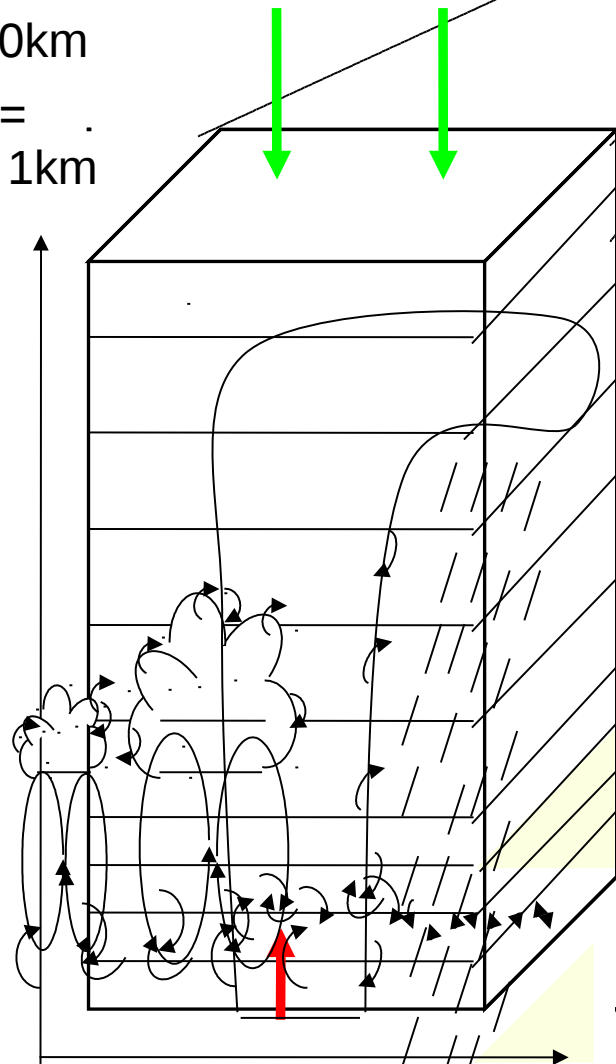
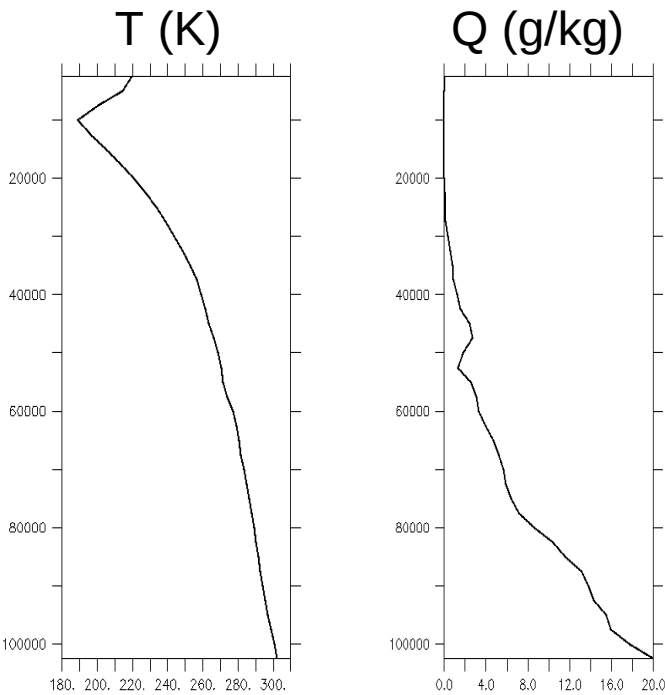


# LMDZ model in 1D mode

- We impose large scale conditions.
- Duration of the case varies from few hours to few months
- We study parameterizations in a given environment.



$z \sim 20\text{km}$   
 $\Delta z =$   
30m - 1km



← Large scale forcings  
(constant or not):  
Temperature, humidity,  
Wind advection

Surface conditions:  
Surface fluxes or  
Surface temperature

$\Delta x =$   
50-300 km

## Why use SCMs ?

- + **simplicity**: technical and understanding, usable on any labtop

- + it's a useful tool for **parameterization development**: shallow convection, deep convection, transition from stratocumulus to cumulus, stable boundary layer, radiation...

- + we can **compare results to observations or to explicit simulations** (CRM, LES)

- + then we go back to GCM and test new parameterizations ...

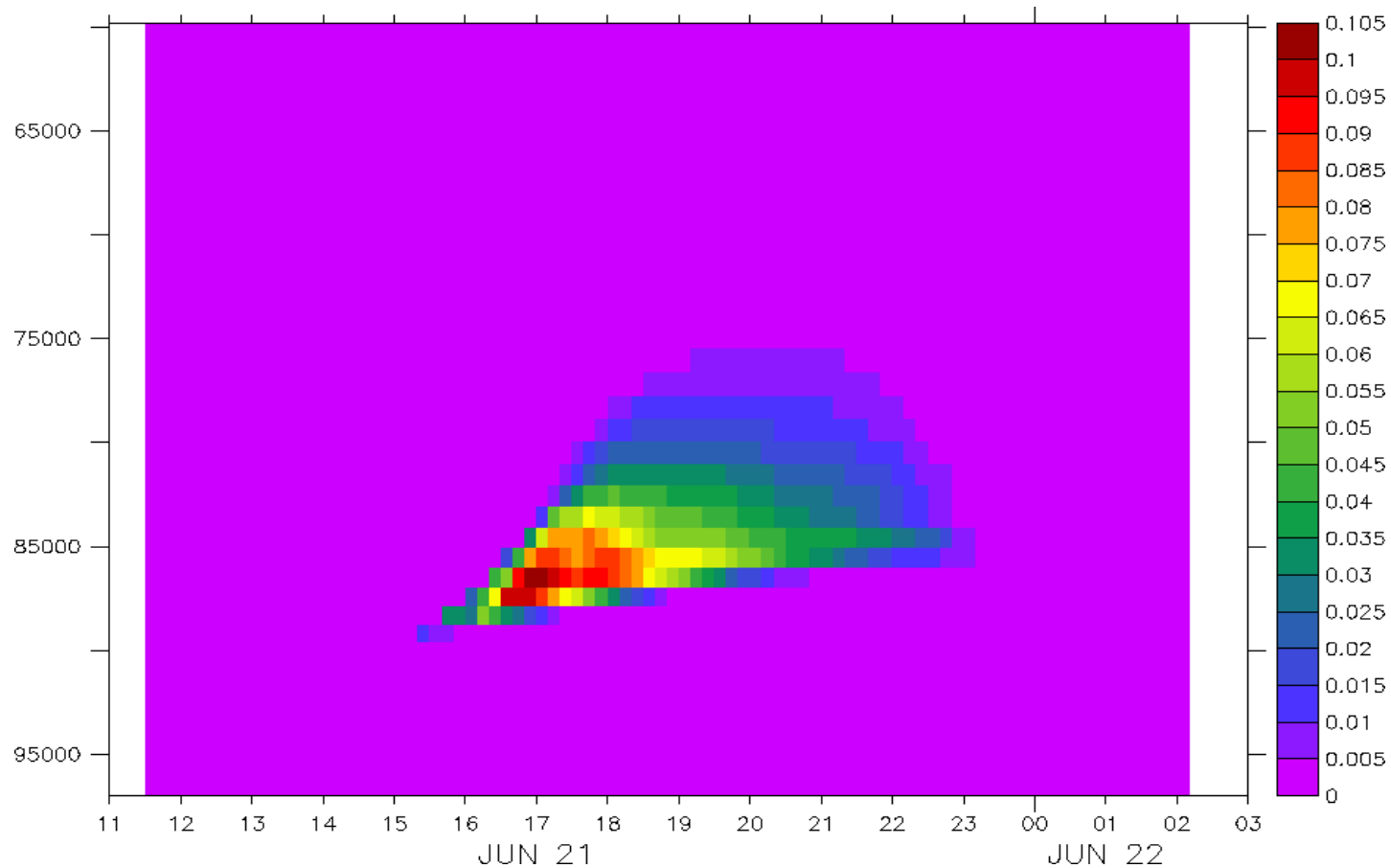
- + hierarchy of models: SCM, LAM, AGCM, GCM ...

# shallow convection

cu (diurnal cycle of shallow cumulus over land)

Rain In Cumulus over Ocean, shallow precipitating cumulus over sea)

e (convective boundary layer, sky clear )

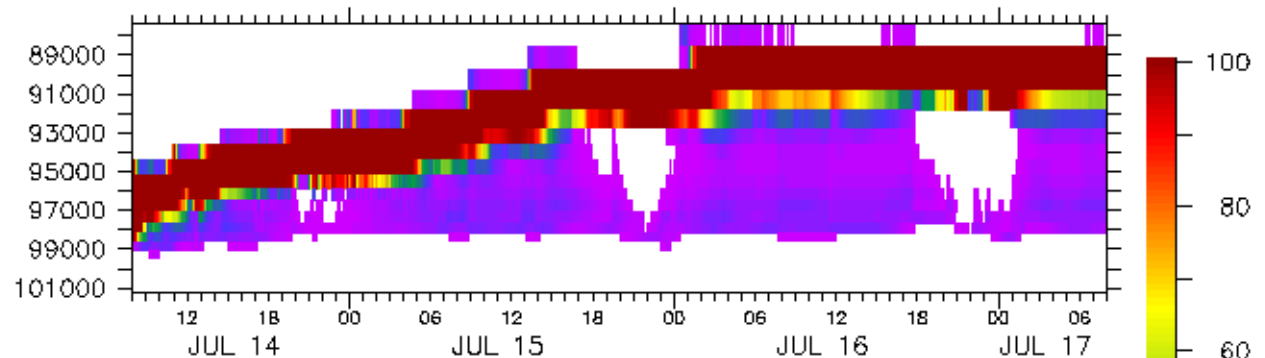


Arm\_cu case - Cloud fraction

# Stratocumulus and transition to cumulus

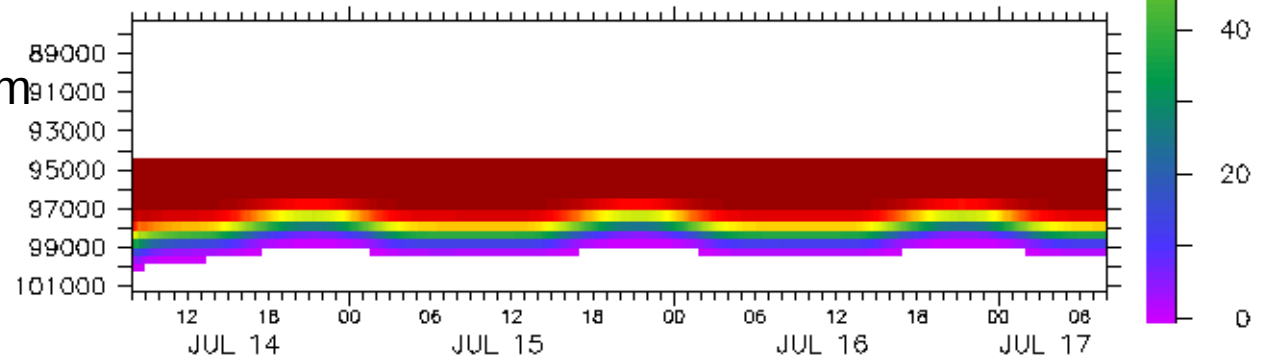
- **Sandu** (transition case with 3 options according to variation of SST)
- **Fire** (diurnal cycle of stratocumulus)

Fire case:  
Cloud fraction (%)



Top: standard version  
Bad representation because not  
Enough entrainment at the cloud top

Bottom: version developed by A.Jam

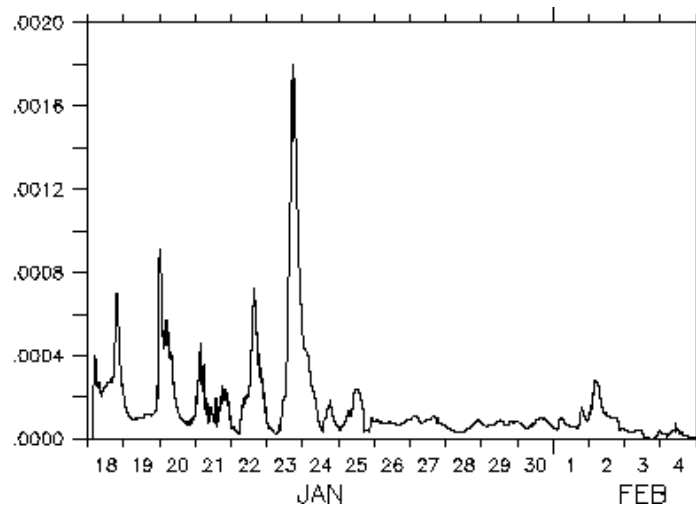
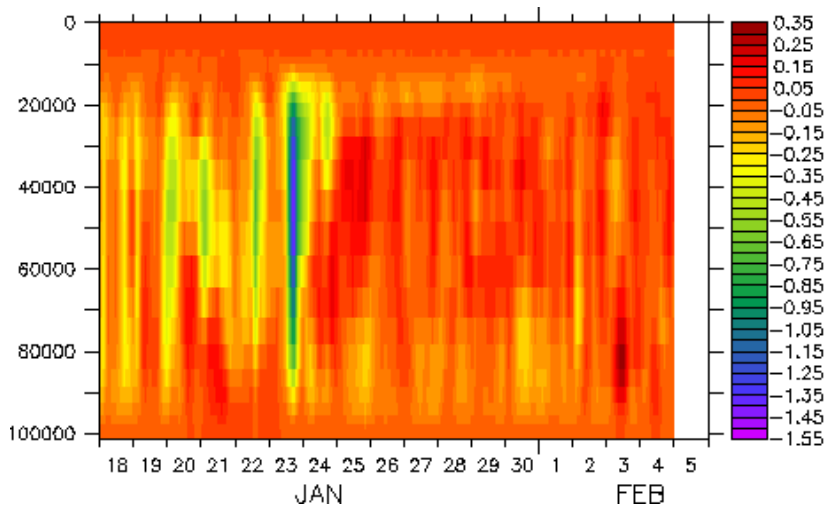


## Deep convection:

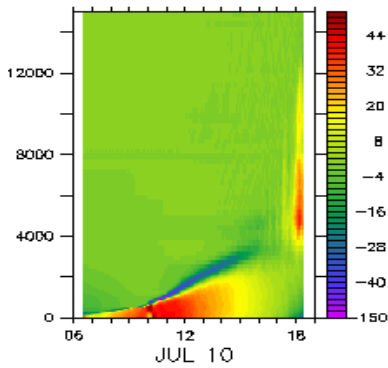
### Over ocean:

- **Toga**
- **case\_e** (part of Toga)
- **TWPICE** : off the coast of Darwin

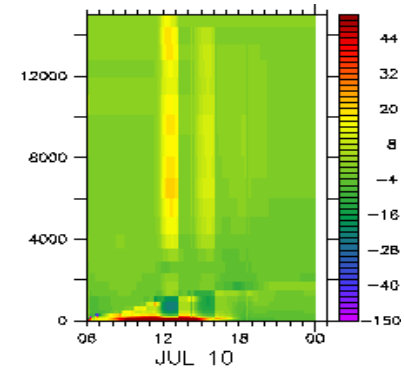
## TWPICE Case (2 weeks)







LES from 6h to 18h



LMDZ\_AR4\_L39  
From 6h to 00h

AMMA case (10h july 2006):  
Thetal tendencies due to all schemes (K/j)

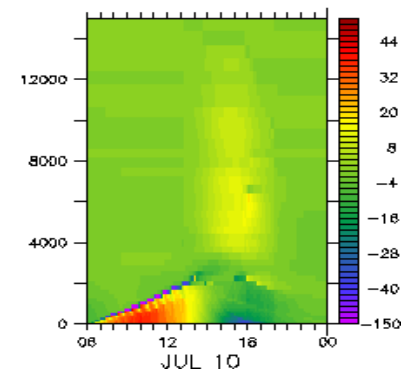
**Deep convection:**

**Over land:**

- Hapex
- AMMA

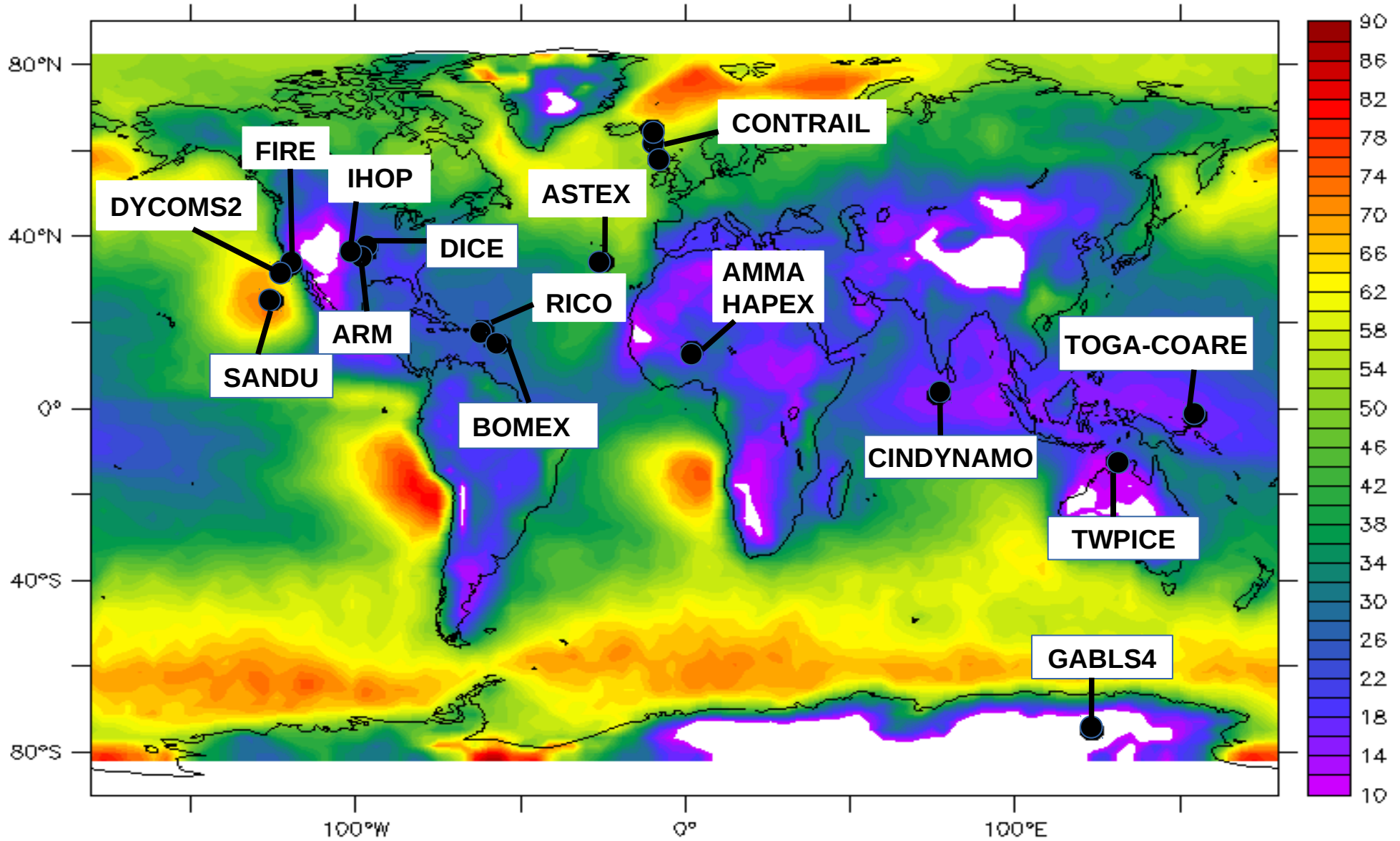
**Idealized case:**

- eq\_rad\_conv (RCE) : radiative and convection scheme active



LMDZ\_NP\_L70 from 6h to 00h

# Where are located all these cases ?



*Background : low cloud cover from Calipso (Chepfer et al. 2008)*

How to proceed ?

- + install LMDZ 3D with **install.sh**

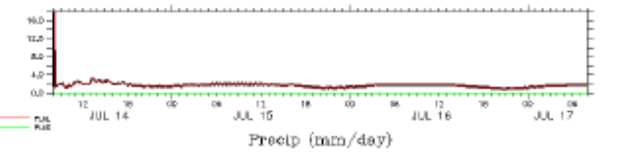
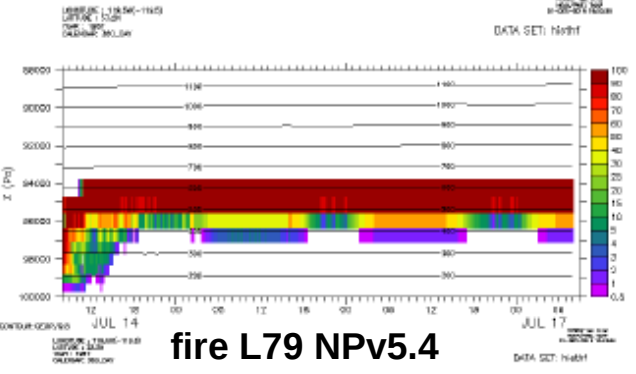
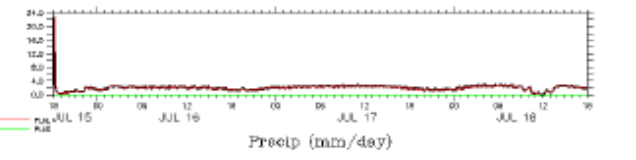
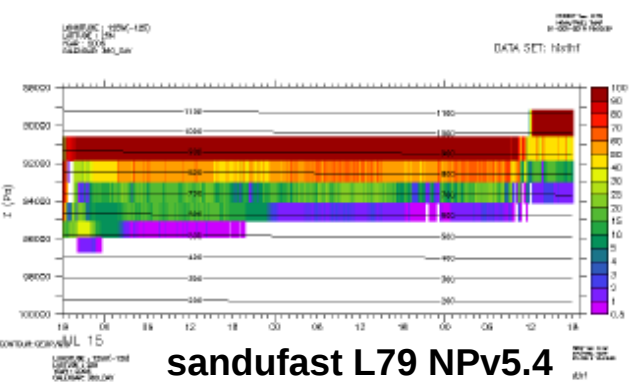
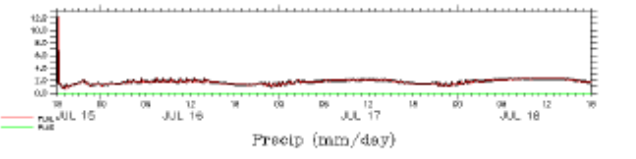
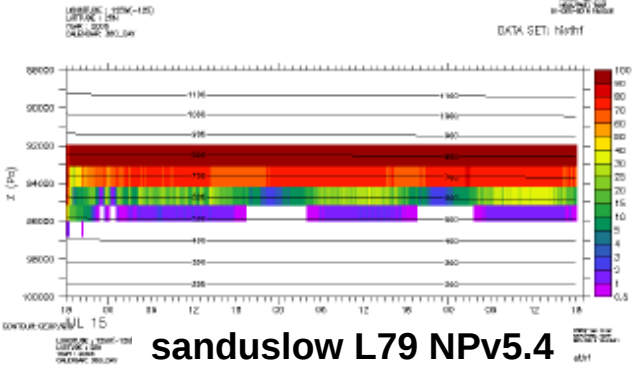
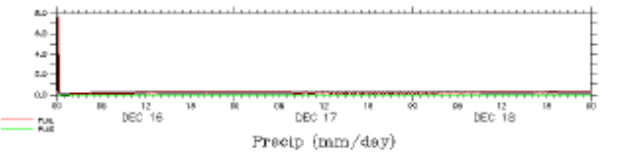
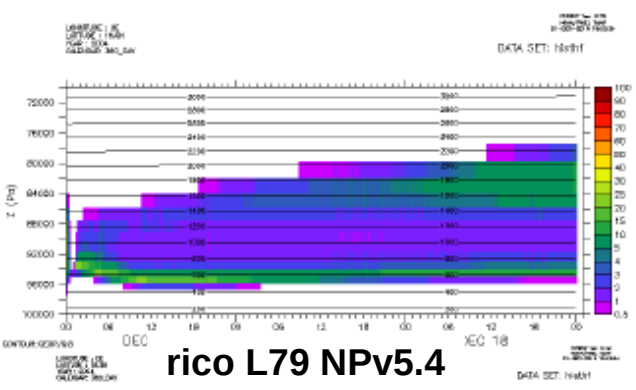
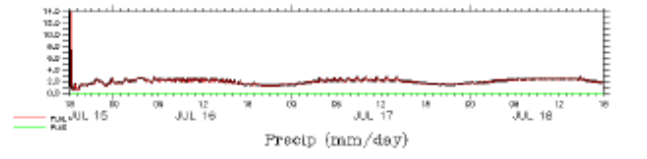
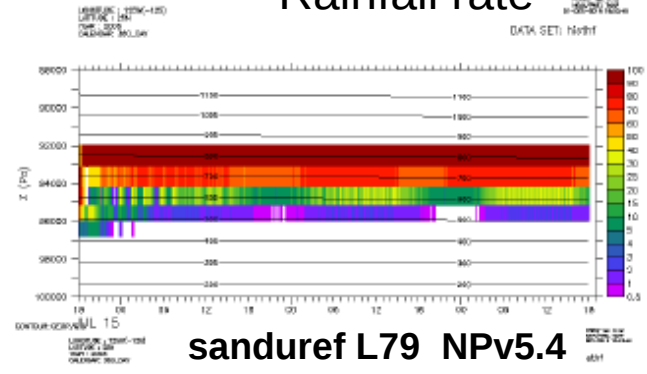
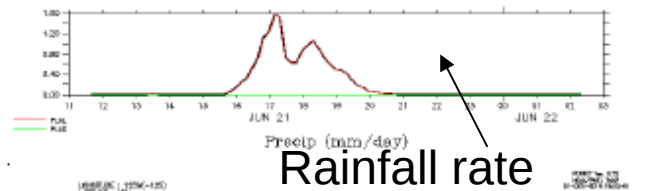
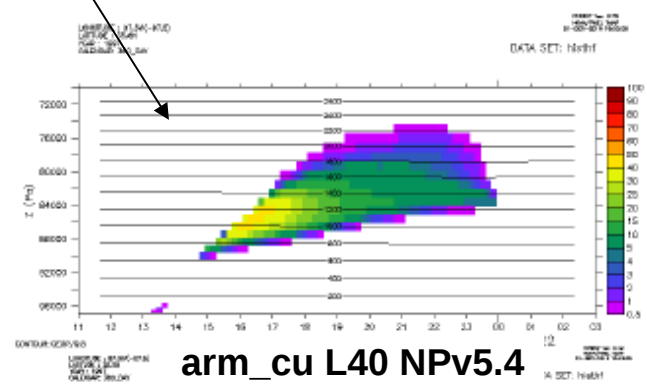
- + install LMDZ 1D with **instal1d.sh**.

  - \* creates 1D directory

  - \* compiles

  - \* runs 6 cases ( arm\_cu, rico, sandufast, sanduref, sanduslow, fire) with 1 physical package and show cloud cover + precipitation plot

# Cloud cover



What can you do in each case directory ?

- + **compile & run** with run.sh: choose case, physical package and level number
- + Look at **initial profiles and forcings** (ascii files or netcdf files)
- + Modify \*.def files
- + Read readme file
- + **get results** in netcdf files (hist\*.nc)
- + **compare** to LES results if available

# Cases to run with different physical packages, with run.sh

~/LMDZ20151130.trunk

1D/run.sh

bin

CAS

INPUT

RESU

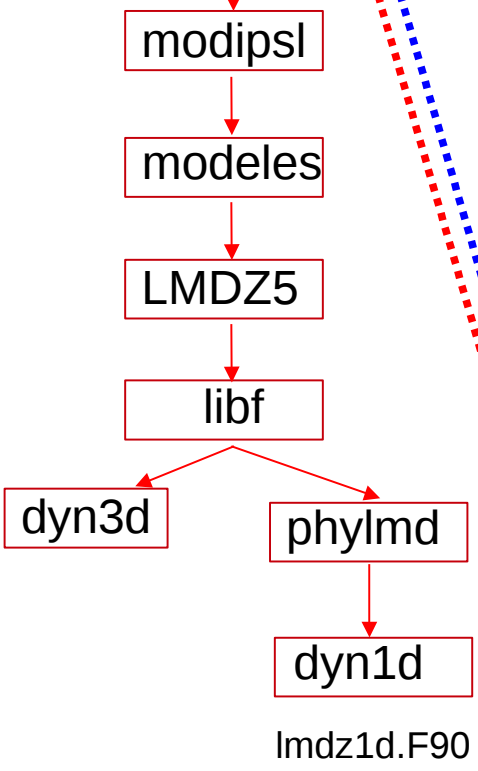
compile  
lmdz1d.e  
*bin contains compile script and different versions of executable file*

amma  
lmdz1d.def  
run.def  
readme  
forcing files  
arm\_cu  
case\_e  
fire  
etc ...  
*CAS contains .def files specific for each case*

PHYS  
NPv3.1  
config.def  
gcm.def  
physiq.def  
traceur.def  
wake\_param.data  
conv\_param.data  
ep\_param.data  
NPv5.10...  
VERT  
L130  
gcm.def  
L130.def  
*INPUT contains .def files specific for each physical package*

NPv3.2L39  
amma  
arm\_cu  
NPv5.10L79  
amma  
dice

*RESU directory contains results and is created at the first run*



**Code to modify**

There are two ways to run the model :

- Either in « **operationnal mode** » with run.sh (several cases and physical packages)
- Or « **by hand** » with ~bin/compile then lmdz1d.e

# How to run a case or compile after modifications : With run.sh

**Which case(s) ?**

```
listecas="dice ihop arm_cu rico sandufast sanduref sanduslow fire  
toga ayotte twpice case_e amma " # testes
```

```
listecas="arm_cu rico sandufast fire twpice amma"
```

```
listecas="amma"
```

**Which physics ?**

```
listedef="SP NPv3.1 NPv3.2 NPv4.12 NPv5.00 NPv5.10"
```

```
listedef="NPv5.00 "
```

```
listedef="NPv3.2 NPv5.00 "
```

**Number of levels ?**

```
case $DEF in  
  SP|NPV3.1|NPv3.2) L=39 ;;  
  NPv4.12) L=59 ;;  
  *) L=79  
esac
```



# Where are the results ?

## In LMDZtesting/1D/RESU/NPv3.2L39/amma

lrwxrwxrwx	1	...	36	3	déc.	11:38	amma.nc	← forcings
-rw-r--r--	1	...	285452	3	déc.	11:38	histhf.nc	← Result files
-rw-r--r--	1	...	279088	3	déc.	11:38	hourly.nc	← Result files
-rw-r--r--	1	...	15292	3	déc.	11:38	limit.nc	
-rw-r--r--	1	...	652	3	déc.	11:38	lmdz1d.def	
-rw-r--r--	1	...	4247	3	déc.	11:38	config.def	*def files
-rw-r--r--	1	...	85	3	déc.	11:38	gcm.def	
-rw-r-----	1	...	3765	3	déc.	11:38	physiq.def	
-rwxr-xr--	1	...	692	3	déc.	11:38	run.def	
-rw-r--r--	1	...	42	3	déc.	11:38	traceur.def	
-rw-r--r--	1	...	7728	3	déc.	11:38	paramLMDZ_phy.nc	
-rw-r--r--	1	...	16532	3	déc.	11:38	startphy.nc	

### CAUTION !

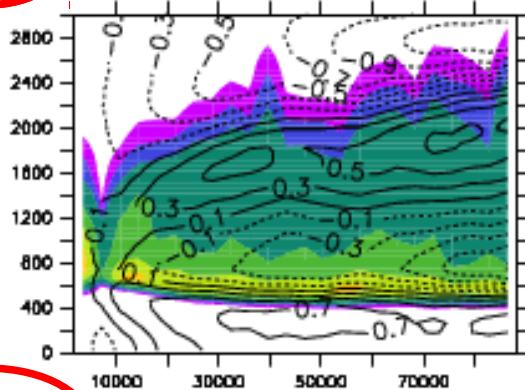
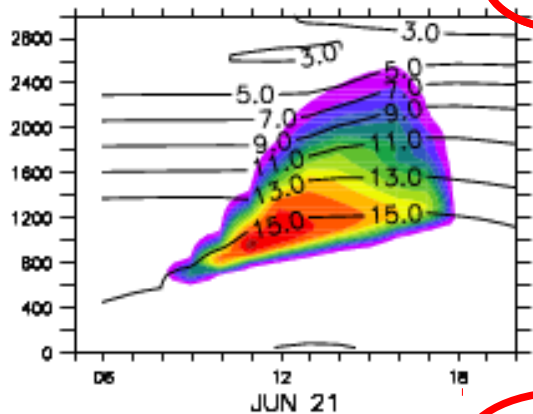
You can modify \*def files in ~LMDZtesting/1D/RESU and quickly rerun the model because lmdz1d.e is in this directory. **BUT BE CAREFULL**

The « original » files are either under ~LMDZtesting/CAS or ~LMDZtesting/INPUT  
And will be replaced at each run of run.sh

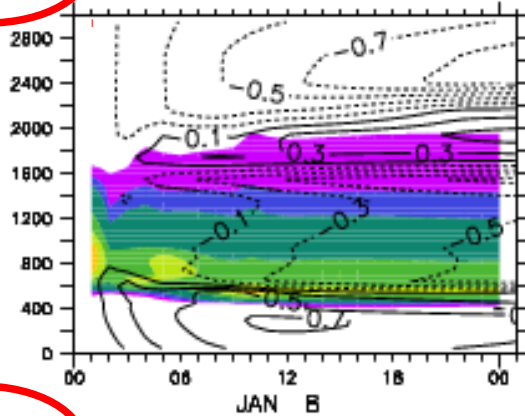
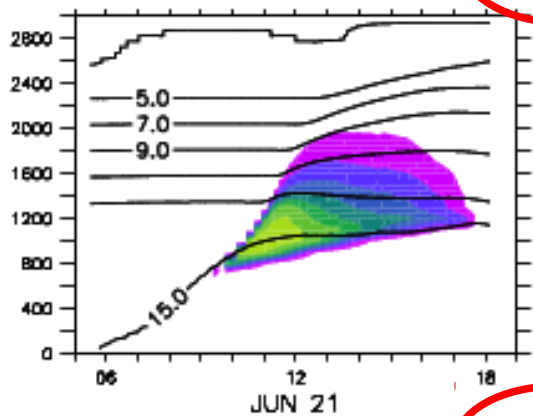
Arm cu

Rico

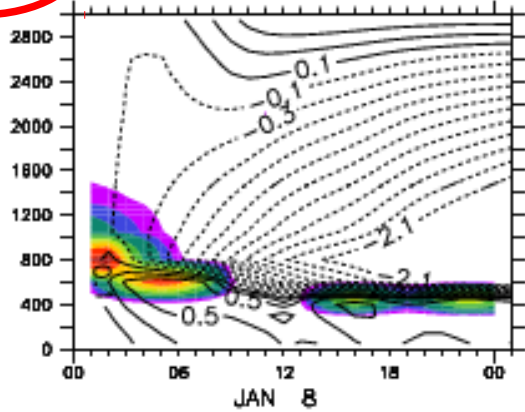
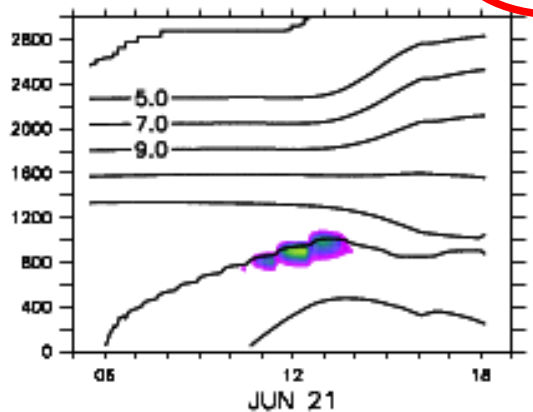
LES



NPv3



SP



In LMD, we used these cases to develop New Physics version.

For 2 cases, Arm\_cu and Rico, we compare results of « standard physics » (CMIP3), « new physics » (CMIP5) and LES model.

Shade= cloud cover  
Contour= specific humidity (g/kg)



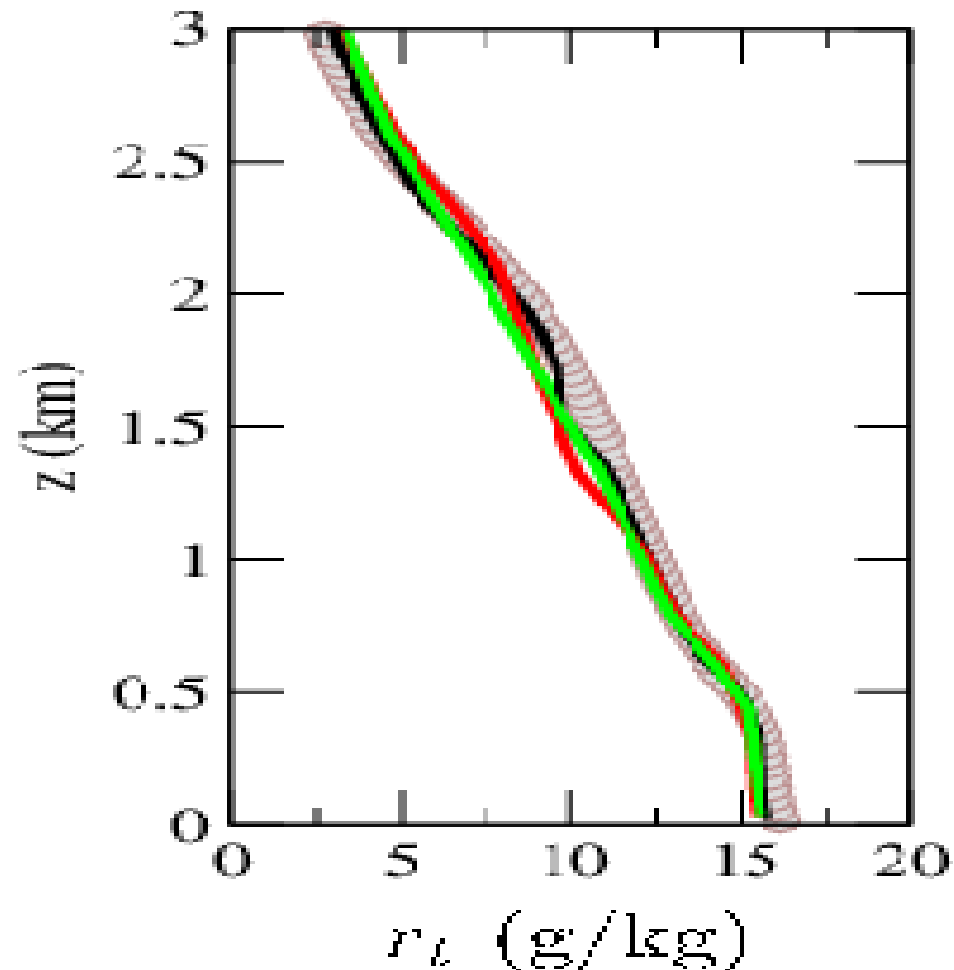
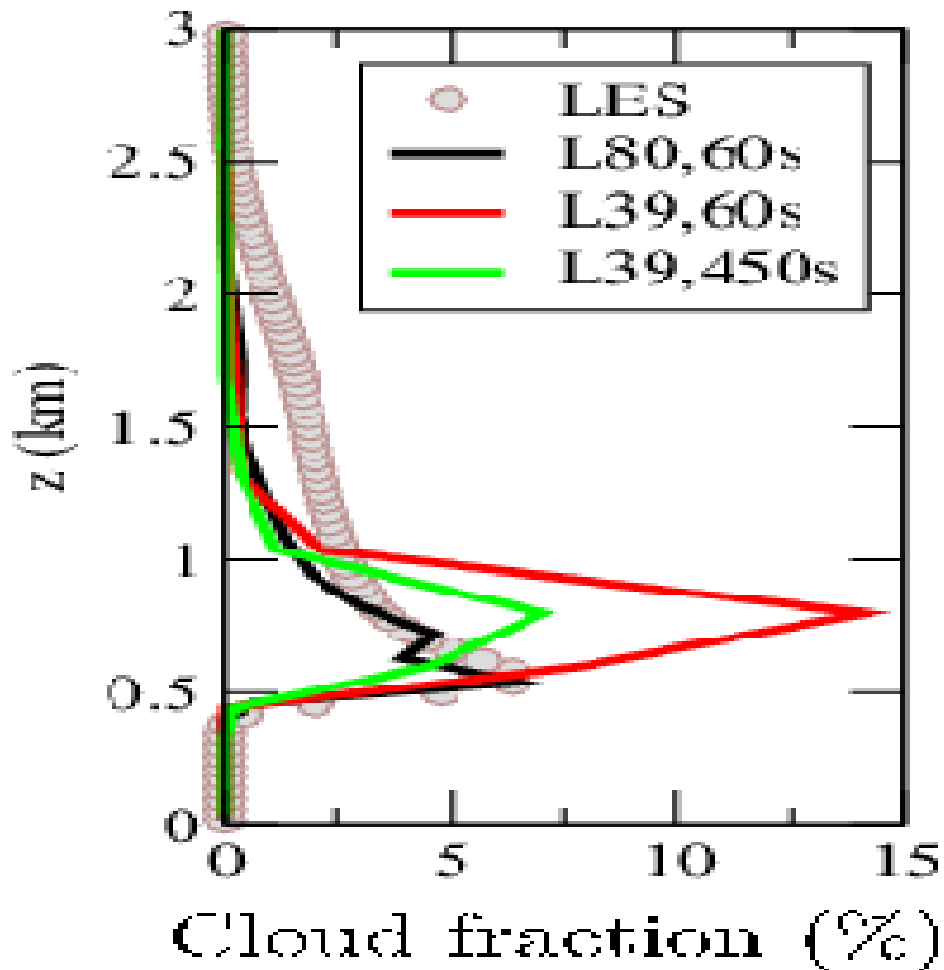
1 2 3 4 5 6 8 10 12 15 20 25 30



0.2 0.5 1 3 5 7 10 15 20

Rico case :

Sensitivity Tests to vertical discretization and time step



## Recent improvements:

+ 1D with tracers

+ 1D coupled with soil model Orchidee:



**DICE** case : characterize boundary layer  
In the site of SGP during 3 days/night



**GABLS4** case : interaction of a very  
stable boundary layer with a snow surface

+ Cindy Dynamo case (MJO study)

